



STUDENTS ENROLLED ON POSTGRADUATE SPECIALIST STUDIES, 2021/2022 ACADEMIC YEAR

In the 2021/2022 academic year, the total of 1 707 students were enrolled on postgraduate specialist studies.

Out of the total number of students, 81.3% were enrolled at the University of Zagreb, 6.9% at the University of Rijeka, 6.8% at the University of Osijek, 1.4% at the University of Split, 1.1% at the Libertas International University, 0.8% at the University North in Koprivnica, 0.7% at the University of Pula, 0.6% at the University of Zadar, and 0.4% at the University of Slavonski Brod.

More women than men among students enrolled on postgraduate specialist studies

The share of women in the total number of students was 1 143 (67.0%). Observing by individual university, the University of Zadar had the highest share of female students (100%), followed by the University North (92.6%), the University of Osijek (75.9%), the Libertas International University (73.7%), the University of Zagreb (66.9%), the University of Split (65.2%), the University of Pula (58.3%) and the University of Rijeka (56.8%). There were no enrolled female students at the University of Slavonski Brod.

Biomedicine and health – the most often chosen field of specialist studies

Regarding the scientific and artistic fields of studies, the most often chosen was the field of Biomedicine and health (44.9%), followed by Social sciences (38.3%), Engineering (7.2%), Interdisciplinary fields of science (5.9%), Artistic field (1.5%), Natural sciences (1.3%) and Biotechnical sciences (0.9%).

The largest number of students enrolled on postgraduate specialist studies in the 30 to 34 age group

According to 5-year age groups, the largest number of students was classified in the 30 – 34 age group (33.8%) and the smallest one in the under-24 age group (1.1%). There were 21.7% of students in the 25 – 29 age group, 18.1% in the 35 – 39 age group, 13.0% in the 40 – 44 age group, 7.3% in the 45 – 49 age group, 3.6% in the 50 – 54 age group and 1.4% in the 55-and-over age group.

By place of usual residence, 97.5% of students were residents of the Republic of Croatia and 2.5% were residents of other countries. By citizenship, out of the total number of students, 98.1% were the citizens of the Republic of Croatia and 1.9% of foreign countries. Out of the total number of Croatian citizens, 94.0% had previously graduated in the Republic of Croatia and 6.0% in other countries.

The largest number of students enrolled on postgraduate specialist studies employed in Human health and social work activities

Out of the total number of students, 97.6% were employed and 2.4% unemployed. Out of the total number of employed students, the largest number were employed in Human health and social work activities (48.2%), in Public administration and defence; compulsory social security (12.7%), in Professional, scientific and technical activities (11.0%), in Education (8.1%), in Financial and insurance activities (6.0%), in Manufacturing activities (2.5%), in Wholesale and retail trade; repair of motor vehicles and motorcycles (2.2%), in Information and communication activities (1.6%), while in all other activities they accounted for 7.7%.

Employers mostly paid the costs of studies

Employers paid the costs of studies for 54.4% of students, 42.4% of students paid for the study themselves, 2.3% were supported from the State Budget and 0.9% were classified in the category Other.

2 STUDENTS ENROLLED ON POSTGRADUATE SPECIALIST STUDIES, BY SCIENTIFIC AND ARTISTIC FIELDS OF STUDY, AGE GROUPS AND SEX, 2021/2022 ACADEMIC YEAR

	Total		Age groups							
	All	Women	Up to 24	25 - 29	30 - 34	35 - 39	40 - 44	45 - 49	50 - 54	55 and over
Total	1 707	1 143	18	370	577	309	222	125	62	24
Natural sciences	22	16	1	16	1	1	2	-	-	1
Mathematics	19	14	1	16	-	1	1	-	-	-
Interdisciplinary natural sciences	3	2	-	-	1	-	1	-	-	1
Engineering	122	51	2	20	31	35	18	13	2	1
Architecture and town planning	10	7	1	1	1	1	2	2	2	-
Computer science	36	12	-	7	9	12	4	3	-	1
Electrical engineering	2	1	-	-	1	1	-	-	-	-
Mechanical engineering	12	2	1	5	2	3	-	1	-	-
Technology of transport and traffic	9	2	-	-	1	4	2	2	-	-
Interdisciplinary technical sciences	53	27	-	7	17	14	10	5	-	-
Biomedicine and health	767	504	2	210	368	112	36	27	8	4
Basic medical sciences	8	7	-	1	4	2	1	-	-	-
Clinical medical sciences	529	338	-	134	303	70	10	8	3	1
Public health and health care	80	54	-	17	26	13	8	13	2	1
Veterinary medicine	40	19	-	15	13	6	5	1	-	-
Dental medicine	53	34	-	14	14	13	5	4	1	2
Pharmacy	57	52	2	29	8	8	7	1	2	-
Biotechnical sciences	15	11	2	6	4	-	1	2	-	-
Agronomy	2	1	-	1	-	-	0	1	-	-
Food technology	5	5	-	2	1	-	1	1	-	-
Nutrition	8	5	2	3	3	-	0	-	-	-
Social sciences	654	449	8	103	146	137	136	69	41	14
Economics	143	77	5	28	30	34	23	17	4	2
Law	264	178	1	29	72	58	65	22	12	5
Political science	29	8	1	13	9	1	3	1	1	-
Information and communication sciences	44	30	-	18	10	4	6	4	2	-
Psychology	13	11	-	3	9	1	-	-	-	-
Education and rehabilitation	12	12	-	3	4	-	5	-	-	-
Social work	135	121	-	6	8	35	33	24	22	7
Interdisciplinary social sciences	14	12	1	3	4	4	1	1	-	-
Artistic field	26	23	3	5	7	2	3	4	1	1
Musical arts	3	3	3	-	-	-	-	-	-	-
Interdisciplinary arts field	23	20	-	5	7	2	3	4	1	1
Interdisciplinary fields of science	101	89	-	10	20	22	26	10	10	3
Educational sciences	32	29	-	2	3	8	10	4	4	1
Other interdisciplinary fields	69	60	-	8	17	14	16	6	6	2

3 STUDENTS ENROLLED ON POSTGRADUATE SPECIALIST STUDIES, BY UNIVERSITIES, COUNTRY OF USUAL RESIDENCE AND SEX, 2021/2022 ACADEMIC YEAR

Country of usual residence	Total		University																	
			Osijek		Pula		Rijeka		Slavonski Brod		Split		Zadar		Zagreb		Libertas		North	
	All	Women	All	Women	All	Women	All	Women	All	Women	All	Women	All	Women	All	Women	All	Women	All	Women
Total	1 707	1 143	116	88	12	7	118	67	7	-	23	15	11	11	1 387	928	19	14	14	13
Croatia	1 664	1 127	114	86	12	7	114	66	7	-	23	15	11	11	1 350	915	19	14	14	13
Other countries	43	16	2	2	-	-	4	1	-	-	-	-	-	-	37	13	-	-	-	-
Belgium	3	1	-	-	-	-	-	-	-	-	-	-	-	-	3	1	-	-	-	-
Bosnia and Herzegovina	21	6	2	2	-	-	2	-	-	-	-	-	-	-	17	4	-	-	-	-
Montenegro	2	1	-	-	-	-	-	-	-	-	-	-	-	-	2	1	-	-	-	-
Italy	1	1	-	-	-	-	-	-	-	-	-	-	-	-	1	1	-	-	-	-
Luxembourg	1	1	-	-	-	-	-	-	-	-	-	-	-	-	1	1	-	-	-	-
Netherlands	1	-	-	-	-	-	1	-	-	-	-	-	-	-	-	-	-	-	-	-
Germany	2	1	-	-	-	-	1	1	-	-	-	-	-	-	1	-	-	-	-	-
North Macedonia ¹⁾	1	-	-	-	-	-	-	-	-	-	-	-	-	-	1	-	-	-	-	-
Slovenia	4	1	-	-	-	-	-	-	-	-	-	-	-	-	4	1	-	-	-	-
Serbia	7	4	-	-	-	-	-	-	-	-	-	-	-	-	7	4	-	-	-	-

1) As of 15 February 2019, the Republic of Croatia uses the name Republic of North Macedonia in all forms of public communication.

4 STUDENTS ENROLLED ON POSTGRADUATE SPECIALIST STUDIES, BY COUNTRY OF GRADUATION, CITIZENSHIP AND SEX, 2021/2022 ACADEMIC YEAR

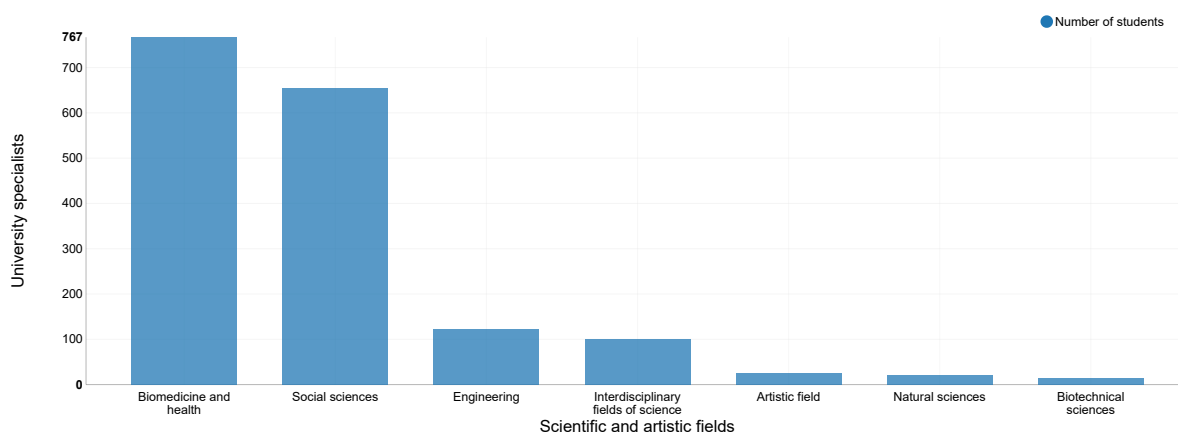
Country of previous education	Total		Citizenship			
			Croatian		Foreign	
	All	Women	All	Women	All	Women
Total	1 707	1 143	1 675	1 130	32	13
Croatia	1 605	1 085	1 604	1 085	1	-
Other countries	102	58	71	45	31	13
Austria	1	-	1	-	-	-
Bosnia and Herzegovina	59	30	45	27	14	3
Montenegro	2	1	-	-	2	1
Denmark	1	-	1	-	-	-
Italy	5	5	5	5	-	-
Kosovo	2	2	1	1	1	1
Hungary	1	1	1	1	-	-
Netherlands	1	-	1	-	-	-
Germany	1	-	1	-	-	-
Russian Federation	2	2	1	1	1	1
North Macedonia ¹⁾	4	3	1	-	3	3
Slovakia	1	1	1	1	-	-
Slovenia	4	2	2	2	2	-
Serbia	16	10	9	6	7	4
Spain	1	-	-	-	1	-
Ukraine	1	1	1	1	-	-

1) As of 15 February 2019, the Republic of Croatia uses the name Republic of North Macedonia in all forms of public communication.

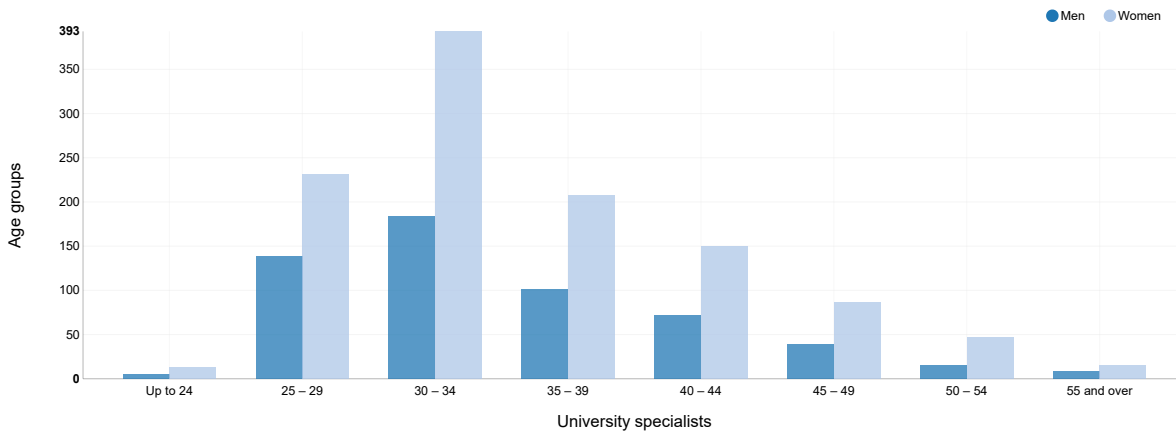
5 STUDENTS ENROLLED ON POSTGRADUATE SPECIALIST STUDIES, BY ACTIVITY, WAY OF PAYING FOR STUDY AND SEX
2021/222 ACADEMIC YEAR

	Total		Way of paying for postgraduate study			
	All	Women	Employer	State Budget funds	Student	Other
Total	1 707	1 143	929	40	724	14
Employed	1 666	1 117	929	40	683	14
Agriculture, forestry and fishing	7	5	1	-	6	-
Mining and quarrying	1	1	1	-	-	-
Manufacturing	42	23	24	1	17	-
Electricity, gas, steam and air conditioning supply	19	6	10	-	9	-
Water supply; sewerage, waste management and remediation activities	9	5	1	-	8	-
Construction	6	4	3	-	3	-
Wholesale and retail trade; repair of motor vehicles and motorcycles	37	21	13	-	24	-
Transportation and storage	19	13	9	-	10	-
Accommodation and food service activities	4	1	-	-	4	-
Information and communication	26	13	10	-	16	-
Financial and insurance activities	100	61	77	-	23	-
Real estate activities	2	1	1	-	1	-
Professional, scientific and technical activities	183	104	66	4	109	4
Administrative and support service activities	6	4	1	-	5	-
Public administration and defence; compulsory social security	211	143	40	8	162	1
Education	135	114	31	3	99	2
Human health and social work activities	803	559	623	23	151	6
Arts, entertainment and recreation	14	9	2	-	12	-
Other service activities	33	24	15	1	16	1
Activities of extraterritorial organisations and bodies	9	6	1	-	8	-
Unemployed	41	26	-	-	41	-

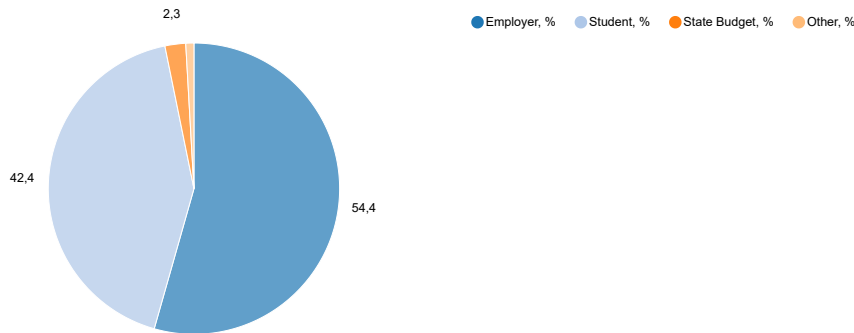
G-1 STUDENTS ENROLLED ON POSTGRADUATE SPECIALIST STUDIES, BY SCIENTIFIC AND ARTISTIC FIELD OF STUDY, 2021/2022 ACADEMIC YEAR



G-2 STUDENTS ENROLLED ON POSTGRADUATE SPECIALIST STUDIES, BY AGE GROUPS AND SEX, 2021/2022 ACADEMIC YEAR



G-3 STUDENTS ENROLLED ON POSGRADUATE SPECIALIST STUDIES, BY WAY OF PAYING FOR STUDY, 2021/2022 ACADEMIC YEAR



NOTES ON METHODOLOGY

Sources and methods of data collection

Data are the result of the annual data processing on students enrolled on postgraduate specialist studies. They are collected through the questionnaire titled the Registration Sheet for Students Enrolled on Postgraduate Specialist Studies (ŠV-30 form), which is filled in by students at the enrolment on each year of postgraduate specialist studies.

Coverage and comparability

This statistical survey covers all students enrolled on postgraduate specialist studies at institutions of higher education in the Republic of Croatia in the 2021/2022 academic year.

Data are comparable to data from previous years.

Definitions and explanations

Students presented in this First Release are enrolled on the postgraduate specialist study in line with the Act on Higher Education and Scientific Activity (NN, Nos 123/03, 198/03, 105/04, 174/04, 02/07, 46/07, 45/09, 63/11, 94/13, 139/13, 101/14, 60/15, 131/17 and 119/22).

Postgraduate study programmes are classified according to the Rule Book of Scientific and Artistic Fields (NN, Nos 118/09, 82/12, 32/13 and 34/16).

Institution of higher education is any institution of higher education authorised to organise and implement courses of study, as well as scientific research, highly professional or artistic work. Institutions of higher education are university and adjoining faculties and art academies as well as polytechnics and schools of higher education. Institutions of higher education may be public and private.

University is an institution that establishes and conducts university and interdisciplinary studies in at least two areas of scientific or artistic activity in a number of fields, as an autonomous and integrated process, indirectly or through its faculties, art academies and departments.

Faculty is an institution of higher education, a component part of a university, where university studies are organised and conducted and where scientific and professional work in one or more scientific or professional areas are developed. Professional studies can also be conducted there.

Art academy is an institution of higher education, a component part of a university, where artistic study is organised and conducted, and where top artistic endeavours and scientific activity in the field of art are nourished. Professional studies can also be conducted there.

University department is a component part of a university where university courses are taught, and scientific, artistic or professional work in a particular field of science or an interdisciplinary area are developed.

The university may organise a **postgraduate specialist study** which shall last from one to two years and by which a university specialist title for a particular area (Spec.) shall be awarded.

The postgraduate study may also be conducted in co-operation with scientific institutes (interdisciplinary study).

Academic year starts on 1 October of the current year and ends on 30 September of the following calendar year.

Abbreviations

NN Narodne novine, official gazette of the Republic of Croatia

Symbols

- no occurrence

Published by the Croatian Bureau of Statistics, Zagreb, Ilica 3, P. O. B. 80

Phone: (+385 1) 48 06 111

Press corner: press@dzs.hr

Persons responsible:

Dubravka Rogić Hadžalić, Director of Demographic and Social Statistics Directorate
Lidija Brković, Director General

Prepared by:

Danijela Kurjaković and Josipa Jurić

USERS ARE KINDLY REQUESTED TO STATE THE SOURCE.

Customer Relations and Data Protection Department

Information and user requests

Phone: (+385 1) 48 06 138, 48 06 154

E-mail: stat.info@dzs.hr

Subscription

Phone: (+385 1) 48 06 115

E-mail: prodaja@dzs.hr