

First Release

Year: LX.

Zagreb, 14 July 2023

OBR-2023-1-1

ISSN 1334-0557



KINDERGARTENS AND OTHER LEGAL ENTITIES IMPLEMENTING PRESCHOOL EDUCATION PROGRAMMES. BEGINNING OF 2022/2023 PEDAGOGIC YEAR

Compared to the previous pedagogic year, 5 448 more children were enrolled.

At the beginning of the 2022/2023 pedagogic year, according to the methodology of statistical data collection, there were 1 727 reporting units implementing preschool education and care programmes, of which 1 583 were kindergartens and 144 were other legal entities (basic schools, playrooms in libraries or other institutions or organisations).

Kindergartens founded by local government and self-government units were attended by 81.0% of children.

The total number of children covered by any preschool education and care programmes was 147 888, out of which 71 205 were girls (48.1%). There were 135 252 children covered by a regular programme, 8 487 by a preschool programme and 4 149 by a shorter programme.

There were 80.4% of children who spent eight and more hours in a kindergarten.

Out of the total number, 384 were self-contained kindergartens, that is, those without departments, while 289 of them included departments. The number of departments amounted to 910.

As compared to the previous year, the total number of reporting units increased by 1.1%, and the total number of children in reporting units also increased, by 3.8%.

Out of the total number of persons in employment, 60.9% were kindergarten teachers and teachers.

In the 2021/2022 school year, the preschool programme covered 8 487 children who did not attend a regular preschool programme, which was 8.8% less than in the previous year.

1 KINDERGARTENS AND OTHER LEGAL ENTITIES IMPLEMENTING PRESCHOOL EDUCATION PROGRAMMES, BEGINNING OF 2022/2023 PEDAGOGIC YEAR

Founder	Total	Kindergartens			Other legal entities		
		Self-contained	With departments	Departments	Basic schools	Playrooms in libraries	Other institutions
Total	1 727	384	289	910	101	6	37
Republic of Croatia	5	1	-	-	2	1	1
Local government and self-government units	1 308	205	219	770	95	5	14
Other domestic legal entities and natural persons (private)	356	163	56	111	4	-	22
Religious communities	58	15	14	29	-	-	-

2 CHILDREN, BY TYPE OF PRESCHOOL EDUCATION PROGRAMME AND BY SEX, BEGINNING OF 2022/2023 PEDAGOGIC YEAR

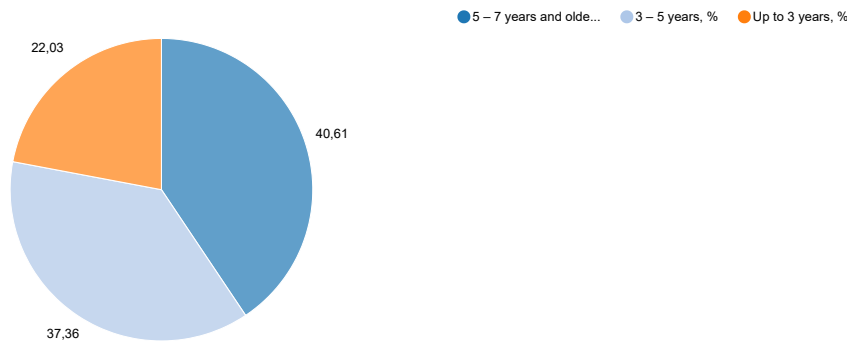
Founder	Total		In regular programmes		In preschool institutions ¹⁾		In shorter programmes	
	All	Girls	All	Girls	All	Girls	All	Girls
Total	147 888	71 205	135 252	64 793	8 487	4 023	4 149	2 389
Republic of Croatia	276	144	45	26	42	21	189	97
Local government and self-government units	119 761	57 339	110 581	52 822	7 343	3 481	1 837	1 036
Other domestic legal entities and natural persons (private)	24 149	11 897	21 031	10 172	995	469	2 123	1 256
Religious communities	3 702	1 825	3 595	1 773	107	52	-	-

1) The data refer to a preschool programme implemented in the 2021/2022 pedagogic year.

3 CHILDREN, BY SEX AND BY TIME SPENT DAILY IN PRESCHOOL PROGRAMMES, BEGINNING OF 2022/2023 PEDAGOGIC YEAR

Founder	Children		Time spent daily in preschool programmes, hours			Percentage of children by time spent in preschool programmes, hours		
	All	Girls	Less than 5	5 - 8	8 and more	Less than 5	5 - 8	8 and more
Total	147 888	71 205	14 348	14 622	118 918	9,70	9,89	80,41
Republic of Croatia	276	144	231	3	42	83,70	1,09	15,22
Local government and self-government units	119 761	57 339	10 789	12 032	96 940	9,01	10,05	80,94
Other domestic legal entities and natural persons (private)	24 149	11 897	3 178	2 008	18 963	13,16	8,32	78,52
Religious communities	3 702	1 825	150	579	2 973	4,05	15,64	80,31

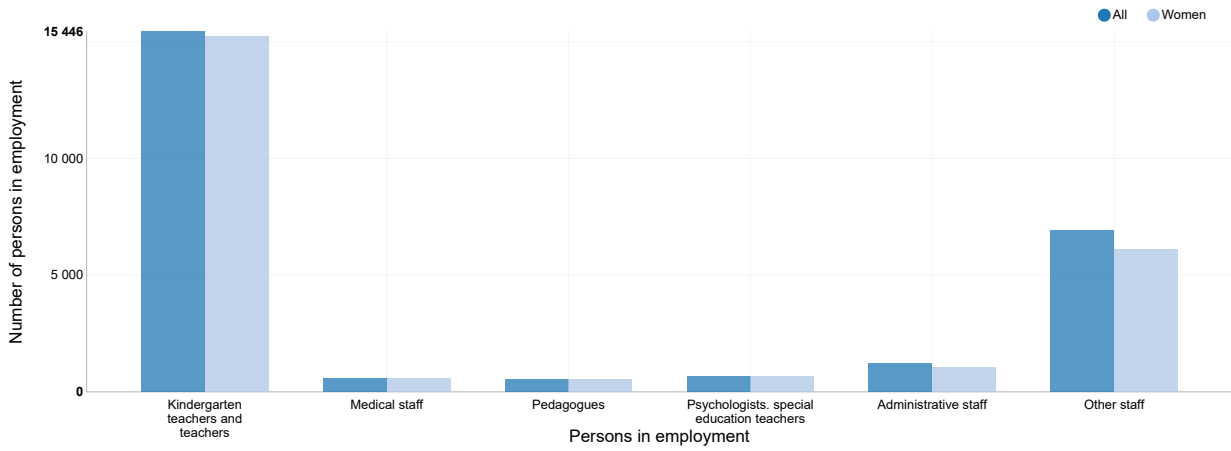
G-1 CHILDREN COVERED BY PRESCHOOL EDUCATION PROGRAMMES, BY AGE GROUPS, BEGINNING OF 2022/2023 PEDAGOGIC YEAR



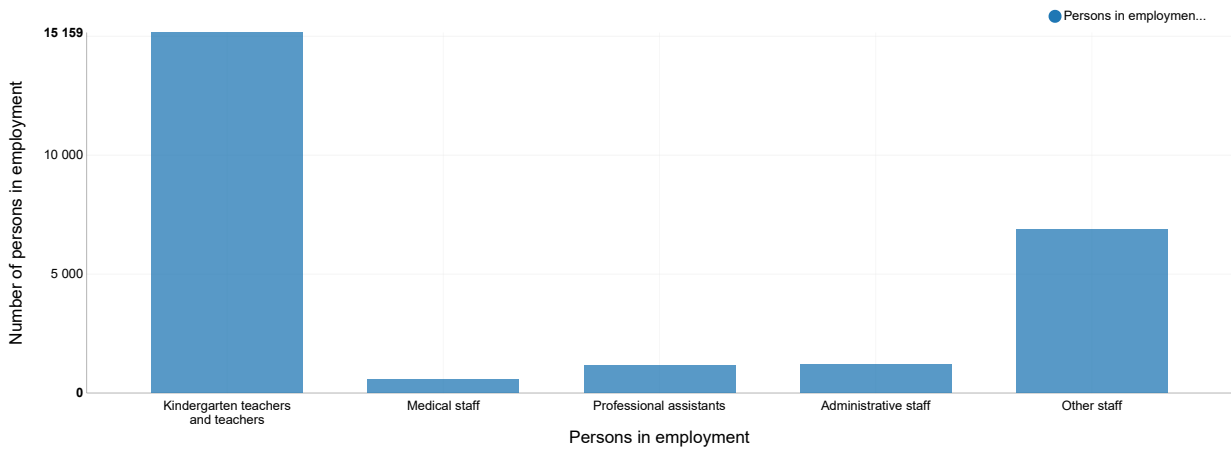
4 PERSONS IN EMPLOYMENT IN KINDERGARTENS AND OTHER LEGAL ENTITIES IMPLEMENTING PRESCHOOL EDUCATION PROGRAMMES AND PRESCHOOL PROGRAMMES, BEGINNING OF 2022/2023 PEDAGOGIC YEAR

		Persons in employment		Kindergarten teachers and teachers		Medical staff		Pedagogues		Psychologists, special education teachers		Administrative staff		Other staff	
		All	Women	All	Women	All	Women	All	Women	All	Women	All	Women	All	Women
Total	Total	25 380	24 179	15 446	15 241	588	558	548	532	684	664	1 204	1 061	6 910	6 123
	Full-time	23 545	22 507	14 876	14 718	407	390	364	354	522	509	1 091	962	6 285	5 574
Kindergartens	Total	24 967	23 815	15 159	14 994	576	546	541	525	631	611	1 182	1 043	6 878	6 096
	Full-time	23 366	22 344	14 800	14 649	398	381	361	351	471	458	1 076	951	6 260	5 554
Preschool institutions ¹⁾	Total	127	118	127	118	-	-	-	-	-	-	-	-	-	-
	Full-time	-	-	-	-	-	-	-	-	-	-	-	-	-	-
Other legal entities	Total	286	246	160	129	12	12	7	7	53	53	22	18	32	27
	Full-time	179	163	76	69	9	9	3	3	51	51	15	11	25	20

G-2 PERSONS IN EMPLOYMENT IN KINDERGARTENS AND OTHER LEGAL ENTITIES, BY SEX, BEGINNING OF 2022/2023 PEDAGOGIC YEAR



G-3 PERSONS IN EMPLOYMENT IN KINDERGARTENS, BEGINNING OF 2022/2023 PEDAGOGIC YEAR



5 PERSONS IN EMPLOYMENT IN KINDERGARTENS, BY EDUCATIONAL ATTAINMENT AND SEX, BEGINNING OF 2022/2023 PEDAGOGIC YEAR

Founder		Persons in employment		Kindergarten teachers and teachers		Medical staff	Professional assistants	Administrative staff	Other staff
		All	Women	All	Women				
Total	All	24 967	23 815	15 159	14 994	576	1 172	1 182	6 878
	High	4 443	4 217	2 522	2 472	113	1 123	399	286
	Higher	12 894	12 723	11 977	11 867	353	49	358	157
	Secondary	6 074	5 346	660	655	110	-	425	4 879
	Basic	1 556	1 529	-	-	-	-	-	1 556
Republic of Croatia	All	13	11	4	4	-	1	2	6
	High	2	2	-	-	-	1	1	-
	Higher	5	5	4	4	-	-	1	-
	Secondary	6	4	-	-	-	-	-	6
	Basic	-	-	-	-	-	-	-	-
Local government and self-government units	All	20 757	19 804	12 580	12 453	424	840	966	5 947
	High	3 394	3 247	1 971	1 946	71	808	326	218
	Higher	10 885	10 742	10 185	10 086	259	32	296	113
	Secondary	4 992	4 355	424	421	94	-	344	4 130
	Basic	1 486	1 460	-	-	-	-	-	1 486
Other domestic legal entities and natural persons	All	3 588	3 407	2 213	2 179	131	284	172	788
	High	921	847	502	478	37	270	53	59
	Higher	1 669	1 644	1 484	1 476	82	14	56	33
	Secondary	942	860	227	225	12	-	63	640
	Basic	56	56	-	-	-	-	-	56
Religious communities	All	609	593	362	358	21	47	42	137
	High	126	121	49	48	5	44	19	9
	Higher	335	332	304	301	12	3	5	11
	Secondary	134	127	9	9	4	-	18	103
	Basic	14	13	-	-	-	-	-	14

6 KINDERGARTENS AND OTHER LEGAL ENTITIES IMPLEMENTING PRESCHOOL EDUCATION PROGRAMMES AND PRESCHOOL PROGRAMMES, CHILDREN BY AGE GROUPS, PERSONS IN EMPLOYMENT BY COUNTIES, BEGINNING OF 2022/2023 PEDAGOGIC YEAR

	Kindergartens	Other legal entities	Children by age groups				Persons in employment		
			All	Up to 3 years	3 – 5 years	5 – 7 years and older	All	Out of that	
								Kindergarten teachers and teachers	Medical staff
Republic of Croatia	1 583	144	147 888	32 578	55 250	60 060	25 380	15 446	588
State-owned	1 195	118	120 037	26 146	44 615	49 276	21 103	12 806	435
Private	330	26	24 149	5 756	9 087	9 306	3 668	2 278	132
Established by religious communities	58	-	3 702	676	1 548	1 478	609	362	21
County of Zagreb	105	10	12 225	3 409	4 302	4 514	1 997	1 198	49
State-owned	68	8	9 561	2 488	3 367	3 706	1 599	935	33
Private	33	2	2 476	882	855	739	365	241	14
Established by religious communities	4	-	188	39	80	69	33	22	2
County of Krapina-Zagorje	30	6	3 912	966	1 326	1 620	634	405	19
State-owned	25	6	3 511	860	1 184	1 467	587	373	17
Private	5	-	401	106	142	153	47	32	2
County of Sisak-Moslavina	36	5	4 116	982	1 469	1 665	751	451	13
State-owned	35	4	4 055	980	1 443	1 632	737	443	12
Private	-	1	22	-	10	12	3	2	-
Established by religious communities	1	-	39	2	16	21	11	6	1
County of Karlovac	25	7	3 400	762	1 216	1 422	502	306	21
State-owned	23	7	3 295	749	1 177	1 369	486	298	20
Private	2	-	105	13	39	53	16	8	1
County of Varaždin	57	5	5 883	1 272	2 228	2 383	902	544	31
State-owned	31	3	3 310	693	1 285	1 332	539	321	18
Private	23	2	2 465	577	890	998	344	210	13
Established by religious communities	3	-	108	2	53	53	19	13	-
County of Koprivnica-Križevci	45	9	3 661	755	1 217	1 689	561	376	14
State-owned	33	9	2 747	586	886	1 275	426	292	11
Private	9	-	690	145	221	324	105	65	3
Established by religious communities	3	-	224	24	110	90	30	19	-
County of Bjelovar-Bilogora	28	11	3 115	633	1 080	1 402	489	288	19
State-owned	21	11	2 459	543	816	1 100	384	226	15
Private	7	-	656	90	264	302	105	62	4
County of Primorje-Gorski kotar	124	4	9 535	2 122	3 517	3 896	1 881	1 171	25
State-owned	98	3	8 117	1 940	2 978	3 199	1 627	1 018	21
Private	22	1	1 232	150	466	616	222	134	3
Established by religious communities	4	-	186	32	73	81	32	19	1
County of Lika-Senj	13	1	1 217	253	452	512	208	137	2
State-owned	13	1	1 217	253	452	512	208	137	2
County of Virovitica-Podravina	14	4	2 143	256	676	1 211	300	179	9
State-owned	13	4	2 080	248	646	1 186	289	171	9
Private	1	-	63	8	30	25	11	8	-
County of Požega-Slavonia	18	4	1 969	373	704	892	308	200	5
State-owned	15	4	1 703	313	600	790	269	173	5
Private	2	-	135	44	45	46	18	12	-
Established by religious communities	1	-	131	16	59	56	21	15	-
County of Slavonski Brod-Posavina	25	7	3 533	564	1 347	1 622	439	270	12
State-owned	22	4	3 063	487	1 169	1 407	388	240	11
Private	3	3	470	77	178	215	51	30	1

County of Zadar	89	2	5 893	976	2 225	2 692	1 071	640	37
State-owned	62	2	4 310	671	1 589	2 050	801	480	17
Private	23	-	1 391	301	538	552	241	142	19
Established by religious communities	4	-	192	4	98	90	29	18	1
County of Osijek-Baranja	87	16	7 590	1 491	2 808	3 291	1 063	725	26
State-owned	67	15	6 511	1 264	2 339	2 908	912	624	26
Private	18	1	910	184	404	322	130	86	-
Established by religious communities	2	-	169	43	65	61	21	15	-
County of Šibenik-Knin	48	2	3 476	804	1 313	1 359	635	394	9
State-owned	36	2	2 593	573	961	1 059	486	294	7
Private	9	-	696	187	272	237	122	82	2
Established by religious communities	3	-	187	44	80	63	27	18	-
County of Vukovar-Sirmium	50	12	4 464	980	1 545	1 939	635	420	10
State-owned	39	12	3 591	793	1 215	1 583	518	346	5
Private	8	-	622	121	239	262	83	52	2
Established by religious communities	3	-	251	66	91	94	34	22	3
County of Split-Dalmatia	247	5	15 804	2 472	6 505	6 827	2 675	1 511	76
State-owned	189	3	11 873	1 719	4 929	5 225	2 023	1 127	48
Private	48	2	3 181	657	1 235	1 289	542	321	24
Established by religious communities	10	-	750	96	341	313	110	63	4
County of Istria	136	2	7 777	2 002	2 987	2 788	1 587	964	28
State-owned	106	2	6 463	1 648	2 474	2 341	1 385	811	26
Private	29	-	1 271	342	491	438	197	149	2
Established by religious communities	1	-	43	12	22	9	5	4	-
County of Dubrovnik-Neretva	52	1	4 907	1 090	1 991	1 826	859	554	15
State-owned	44	1	4 488	1 008	1 837	1 643	800	517	13
Private	5	-	208	19	88	101	28	18	1
Established by religious communities	3	-	211	63	66	82	31	19	1
County of Međimurje	53	7	4 710	955	1 624	2 131	684	434	25
State-owned	30	7	3 255	614	1 142	1 499	484	305	16
Private	21	-	1 375	306	461	608	187	120	8
Established by religious communities	2	-	80	35	21	24	13	9	1
City of Zagreb	301	24	38 558	9 461	14 718	14 379	7 199	4 279	143
State-owned	225	10	31 835	7 716	12 126	11 993	6 155	3 675	103
Private	62	14	5 780	1 547	2 219	2 014	851	504	33
Established by religious communities	14	-	943	198	373	372	193	100	7

NOTES ON METHODOLOGY

Sources and methods of data collection

Data are the result of statistical data processing collected through the Annual Report on Kindergartens and Other Legal Entities Implementing Preschool Education Programmes (DV-PO form) from self-contained kindergartens, kindergartens with departments, departments and other legal entities (basic schools, playrooms in libraries and other health, social, sports and cultural institutions and organizations implementing preschool education programmes) in the Republic of Croatia active in the 2022/2023 pedagogic year, and refer to 31 October 2022.

Coverage and comparability

The statistical survey covers kindergartens and other legal entities implementing preschool education and care programmes on the territory of the Republic of Croatia. The data are comparable to the data from previous years relating to kindergartens. The coverage for 2004/2005 has been expanded on other legal entities implementing preschool education programmes. Data on the preschool programme refer to the 2021/2022 pedagogic year.

Definitions

Preschool education and care programmes intended for preschool children are implemented in nursery and kindergarten groups in kindergarten, irrespective of the founder, and can be classified as follows: **regular programmes, preschool programmes and shorter programmes.**

Preschool education programmes (not kindergartens) in other legal entities are realised in basic schools, in health institutions caring for children with developmental difficulties, in social institutions caring for children with developmental difficulties; as playrooms in libraries, shorter programmes in cultural institutions and shorter programmes in different organisations.

All preschool education programmes must be verified by the Ministry of Science and Education. They are established as constitutional units of the legal entities in question and must fulfil all conditions required for work with preschool children.

Kindergartens are public institutions that provide preschool education as a public service. Kindergarten can be established by the Republic of Croatia and local government units (state-owned kindergartens), religious communities (kindergartens established by religious communities) and other domestic legal entities and natural persons (private kindergartens).

Departments are dislocated parts of a central kindergarten, which include one or more education groups, established by kindergartens as required.

Preschool upbringing in kindergartens covers children of 6 months of age until school age.

Preschool education conducted in kindergartens and other legal entities for children over 3 years of age in the Republic of Croatia corresponds to the level 0 of the ISCED 2011.

Professional assistants are education professional, psychologist, special education teacher, foreign language teacher, music teacher, art teacher, dance teacher etc.

Preschool programme is conducted for children aged six who do not attend a regular preschool education programme as a preparation for school.

Shorter programmes include various contents (foreign languages, religious education, sports, dancing, musical or art classes etc.), which children attend for several hours per week or month.

The organisation and activity in kindergartens is based on the Act on Preschool Education (NN, Nos 10/97, 107/07, 94/13, 98/19 and 57/22).

Territorial constitution

Data on counties are presented according to the Act on Territories of Counties, Towns and Municipalities in the Republic of Croatia (NN, Nos 86/06, 125/06, 16/07, 95/08, 46/10, 145/10, 37/13, 44/13, 45/13 and 110/15) with the situation on 31 December 2022.

Abbreviations

ISCED 2011 International Standard Classification of Education, 2011 version
NN Narodne novine, official gazette of the Republic of Croatia

Symbols

- no occurrence

Published by the Croatian Bureau of Statistics, Zagreb, Ilica 3, P. O. B. 80

Phone: (+385 1) 48 06 111

Press corner: press@dzs.hr

Persons responsible:

Dubravka Rogić Hadžalić, Director of Demographic and Social Statistics Directorate
Lidija Brković, Director General

Prepared by:

Marija Gojević, Ana Šojat and Kristina Piškor

USERS ARE KINDLY REQUESTED TO STATE THE SOURCE.

Customer Relations and Data Protection Department

Information and user requests

Phone: (+385 1) 48 06 138, 48 06 154

E-mail: stat.info@dzs.hr

Subscription

Phone: (+385 1) 48 06 115

E-mail: prodaja@dzs.hr