



UNIVERSITY SPECIALISTS, 2021

According to the data of the Croatian Bureau of Statistics, 521 university specialists obtained their degree in 2021. The share of women in that number amounted to 345, that is, 66.2%.

More women than men among university specialists

Out of the total number of university specialists, 57.6% completed a postgraduate specialist study at the University of Zagreb, 18.4% at the University of Rijeka, 14.5% at the University of Osijek, 5.2% at the University of Split, 1.9% at the University North, Koprivnica, 0.8% (each) at the Libertas International University and at the University of Pula – Pola, 0.6% at the University of Zadar, and 0.2% at the University of Slavonski Brod.

The highest share of female university specialists obtained their degree at the University of Zadar and at the Libertas International University, Zagreb (100.0%), followed by the University North, Koprivnica (80.0%), University of Osijek (78.9%), University of Zagreb (64.3%), University of Split (62.9%), University of Rijeka (60.4%) and University of Pula – Pola (50.0%). There were no female university specialists at the University of Slavonski Brod.

Social sciences – the most often chosen field of specialist theses

In 2021, the greatest number of specialist theses was written in the field of Social sciences (40.7%), followed by Biomedicine and health (38.0%), Engineering (7.3%), Interdisciplinary fields of science (6.5%), Biotechnical sciences (3.8%), Natural sciences (1.7%), Artistic field (1.2%) and Humanities (0.8%).

The largest number of university specialists in the 30 to 34 age group

Regarding age, the largest number of all university specialists was classified in the 30 – 34 age group (36.3%) and the smallest one in the 50-and-over age group (6.3%). There were 8.1% of university specialists in the up-to-29 age group, 25.1% in the 35 – 39 age group, 13.4% in the 40 – 44 age group and 10.8% in the 45 – 49 age group.

Out of the total number of university specialists, 93.5% of them had previously graduated in the Republic of Croatia and 6.5% outside the Republic of Croatia.

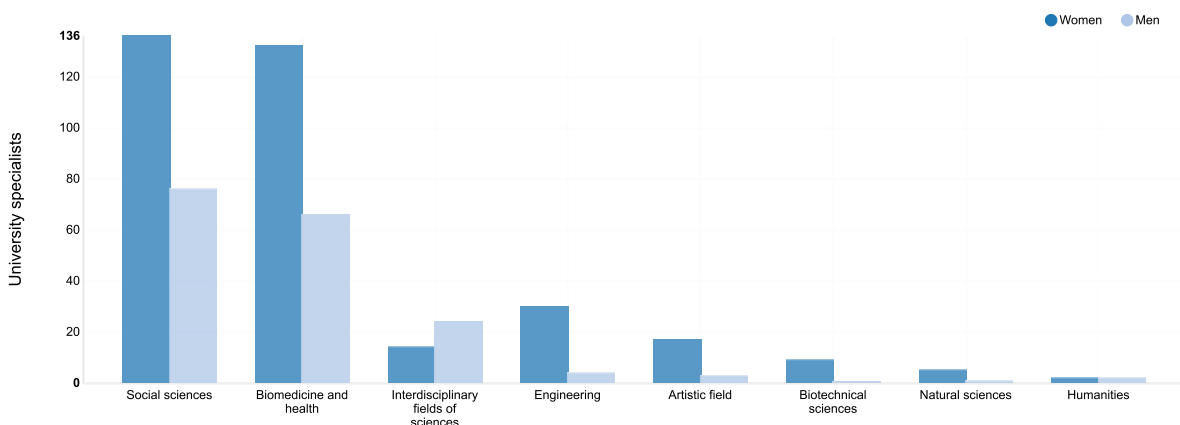
The largest number of university specialists employed in Human health and social work activities

The greatest number of university specialists were employed in Human health and social work activities (28.6%), followed by Public administration and defence; compulsory social security (17.5%), Professional, scientific and technical activities and Wholesale and retail trade; repair of motor vehicles and motorcycles (9.8% each), Education (8.1%), Financial and insurance activities (5.2%), Electricity, gas, steam and air conditioning supply (3.8%) and Manufacturing (2.3%). There were 12.2% of university specialists employed in other activities, while 2.7% were unemployed.

The costs of studies mostly paid by employers

Regarding the costs of postgraduate university studies leading to a university specialist, 50.7% of them were paid by employers, 46.6% by university specialists themselves, while the costs of 2.7% belonged to the category Other.

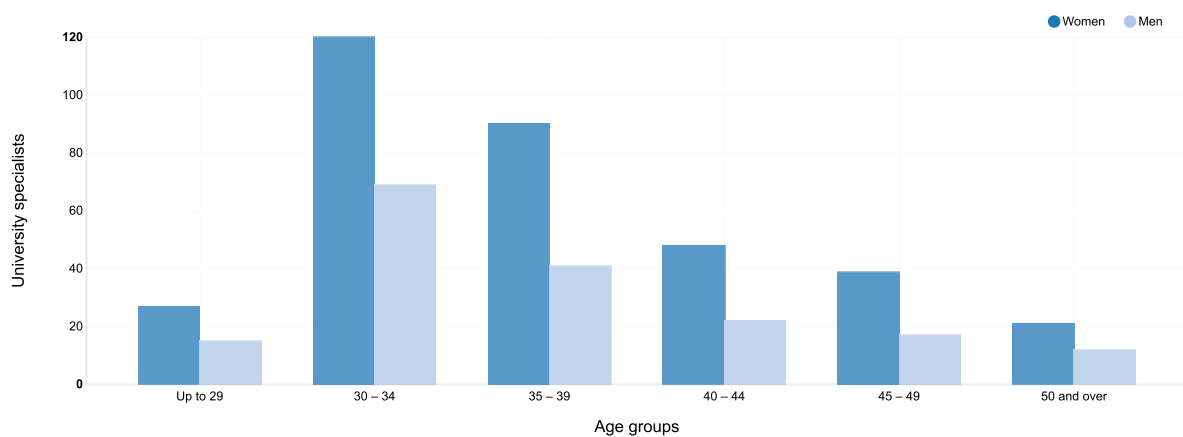
G-1 UNIVERSITY SPECIALISTS, BY SCIENTIFIC AND ARTISTIC FIELDS OF THEIR SPECIALIST THESES, 2021



1 UNIVERSITY SPECIALISTS, BY UNIVERSITY AND SCIENTIFIC AND ARTISTIC FIELDS OF THEIR SPECIALIST THESES, 2021

	Total	Women	Scientific and artistic field of specialist thesis							
			Natural sciences	Engineering	Biomedicine and health	Biotechnical sciences	Social sciences	Humanities	Artistic field	Interdisciplinary fields of sciences
Total	521	345	9	38	198	20	212	4	6	34
University of Osijek	76	60	-	-	32	19	20	-	5	-
University of Pula - Pola	4	2	-	-	-	-	4	-	-	-
University of Rijeka	96	58	-	1	36	-	59	-	-	-
University of Slavonski Brod	1	-	-	1	-	-	-	-	-	-
University of Split	27	17	-	-	16	-	7	4	-	-
University of Zadar	3	3	-	-	-	-	3	-	-	-
University of Zagreb	300	193	9	36	110	1	109	-	1	34
Libertas International University, Zagreb	4	4	-	-	4	-	-	-	-	-
University North, Koprivnica	10	8	-	-	-	-	10	-	-	-

G-2 UNIVERSITY SPECIALISTS, BY AGE GROUPS AND SEX, 2021



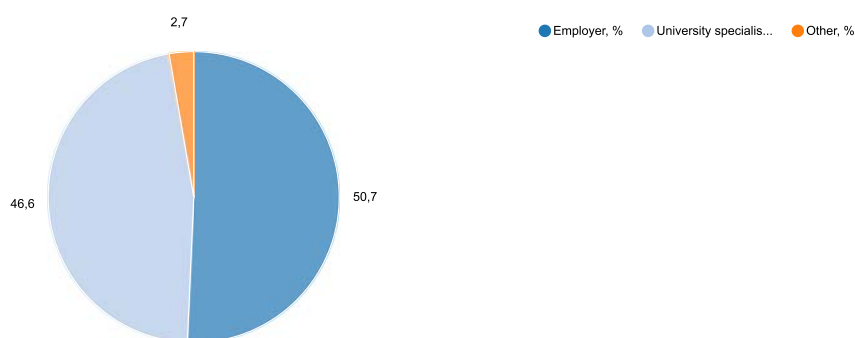
2 UNIVERSITY SPECIALISTS, BY SCIENTIFIC AND ARTISTIC FIELDS OF THEIR SPECIALIST THESES, AGE GROUPS AND SEX, 2021

	Total		Age groups					
	All	Women	Up to 29	30 – 34	35 – 39	40 – 44	45 – 49	50 and over
Total	521	345	42	189	131	70	56	33
Natural sciences	9	9	1	2	4	-	2	-
Mathematics	9	9	1	2	4	-	2	-
Engineering	38	14	3	11	9	5	3	7
Architecture and town planning	8	4	1	2	-	1	1	3
Electrical engineering	8	1	-	1	2	1	2	2
Civil engineering	4	3	-	3	1	-	-	-
Computer science	8	-	1	1	2	3	-	1
Mechanical engineering	3	-	1	2	-	-	-	-
Technology of transport and traffic	1	-	-	-	1	-	-	-
Interdisciplinary engineering sciences	6	6	-	2	3	-	-	1
Biomedicine and health	198	132	17	104	44	16	12	5
Basic medical sciences	23	13	4	14	3	1	1	-
Clinical medicine	65	44	6	40	17	-	2	-
Public health and health care	23	20	1	9	3	5	3	2
Veterinary medicine	19	6	-	6	10	2	-	1
Dental medicine	23	11	1	12	3	2	4	1
Pharmacy	45	38	5	23	8	6	2	1
Biotechnical sciences	20	17	-	5	5	1	6	3
Agronomy	1	-	-	-	-	-	1	-
Forestry	1	1	-	-	1	-	-	-
Nutrition	18	16	-	5	4	1	5	3
Social sciences	212	136	18	58	61	41	21	13
Economics	111	69	7	37	28	20	12	7
Law	21	16	-	-	10	7	2	2
Political science	39	23	7	12	9	6	4	1
Information and communication sciences	10	9	2	4	1	2	1	-
Psychology	4	4	2	1	-	1	-	-
Education and rehabilitation sciences	5	5	-	1	3	1	-	-
Social work	4	3	-	-	3	1	-	-
Security and defence	7	2	-	2	2	1	2	-
Interdisciplinary social sciences	11	5	-	1	5	2	-	3
Humanities	4	2	1	-	-	2	1	-
Theology	4	2	1	-	-	2	1	-
Artistic field	6	5	1	2	2	-	1	-
Music arts	1	-	-	1	-	-	-	-
Interdisciplinary artistic field	5	5	1	1	2	-	1	-
Interdisciplinary fields of science	34	30	1	7	6	5	10	5
Educational sciences	5	5	-	3	1	-	-	1
Other interdisciplinary fields	29	25	1	4	5	5	10	4

3 UNIVERSITY SPECIALISTS, BY UNIVERSITY AT WHICH THEY ATTAINED THEIR TITLES, BY COUNTRY IN WHICH THEY GRADUATED AND BY SEX, 2021

	Total		University									
	All	Women	Osijek	Pula – Pola	Rijeka	Slavonski Brod	Split	Zadar	Zagreb	Libertas	North	
Total	521	345	76	4	96	1	27	3	300	4	10	
Graduated in Republic of Croatia	487	327	66	4	91	1	25	3	283	4	10	
Graduated outside Republic of Croatia	34	18	10	-	5	-	2	-	17	-	-	
Bosnia and Herzegovina	18	9	6	-	2	-	1	-	9	-	-	
Italy	2	2	-	-	1	-	-	-	1	-	-	
Kosovo	2	1	1	-	-	-	-	-	1	-	-	
Germany	1	-	-	-	-	-	1	-	-	-	-	
Slovenia	3	2	-	-	2	-	-	-	1	-	-	
Serbia	8	4	3	-	-	-	-	-	5	-	-	

G-3 UNIVERSITY SPECIALISTS, BY WAY OF PAYING FOR POSTGRADUATE STUDY, 2021



4 UNIVERSITY SPECIALISTS, BY ACTIVITY OF EMPLOYMENT, BY WAY OF PAYING FOR POSTGRADUATE STUDY AND BY SEX, 2021

	Total		Way of paying for postgraduate study		
	All	Women	Employer	Themselves	Other
Total	521	345	264	243	14
Employees	507	335	264	230	13
Agriculture, forestry and fishing	1	1	-	1	-
Mining and quarrying	1	1	1	-	-
Manufacturing	12	9	3	9	-
Electricity, gas, steam and air conditioning supply	20	8	15	5	-
Water supply; sewerage, waste management and remediation activities	4	3	2	2	-
Construction	9	5	7	2	-
Wholesale and retail trade; repair of motor vehicles and motorcycles	51	41	21	30	-
Transportation and storage	11	5	7	4	-
Accommodation and food service activities	5	2	3	2	-
Information and communication	11	5	5	5	1
Financial and insurance activities	27	24	15	11	1
Real estate activities	1	-	-	1	-
Professional, scientific and technical activities	51	21	26	22	3
Public administration and defence; compulsory social security	91	60	37	53	1
Education	42	35	9	30	3
Human health and social work activities	149	101	107	38	4
Arts, entertainment and recreation	8	5	2	6	-
Other service activities	11	7	4	7	-
Activities of extraterritorial organizations	2	2	-	2	-
Unemployed	14	10	-	13	1

NOTES ON METHODOLOGY

Sources and methods of data collection

The data were obtained by the annual collection and processing of the Statistical Sheets for University Specialists (ŠV-80 form), which are filled in by university specialists in the course of attaining this title.

Coverage and comparability

The statistical survey covers institutions of higher education in the Republic of Croatia that establish and carry out university postgraduate specialist study according to the Act on Scientific Activity and Higher Education (NN, Nos 123/03, 198/03, 105/04, 174/04, 02/07, 46/07, 45/09, 63/11, 94/13, 139/13, 101/14, 60/15 and 131/17).

Data are comparable to data from previous years.

Definitions and explanations

Institution of higher education is every institution providing higher education and authorised to establish and carry out a study as well as scientific highly qualified or artistic work. Institutions of higher education are divided to: university and adjoining faculties and art academies, polytechnic and school of higher education. Institutions of higher education may be public and private.

Interdisciplinary studies cover many different scientific fields. They are conducted in cooperation by institutions of higher education and institutes.

Postgraduate specialist study can be enrolled after the completion of a graduate university study.

University specialist title for a particular area (Univ. Spec.) is a person who completed a postgraduate specialist study, prepared a final work and/or passed an appropriate final exam (ISCED, level 7). In exceptional cases, persons who completed a postgraduate specialist study in medicine, dental medicine and veterinary medicine attain the title of a university master with an indication of the area in question, in accordance with the name of the specialist study programme classified according to the Ordinance on Scientific and Artistic Areas, Fields and Branches (NN, Nos 118/09, 82/12, 32/13, and 34/16).

Abbreviations

ISCED International Standard Classification of Education
 NN Narodne novine, official gazette of the Republic of Croatia

Symbols

- no occurrence

Persons responsible:
Dubravka Rogić Hadžalić, Director of Demographic and Social Statistics Directorate
Lidija Brković, Director General

Prepared by:
Josipa Jurić and Danijela Kurjaković

USERS ARE KINDLY REQUESTED TO STATE THE SOURCE.

Customer Relations and Data Protection Department

Information and user requests
Phone: (+385 1) 48 06 138, 48 06 154
E-mail: stat.info@dzs.hr

Subscription
Phone: (+385 1) 48 06 115
E-mail: prodaja@dzs.hr