

First Release

Year: LX.

Zagreb, 31 July 2023

OBR-2023-4-5

ISSN 1334-0557



STUDENTS ENROLLED ON PROFESSIONAL AND UNIVERSITY STUDY, WINTER SEMESTER OF 2022/2023 ACADEMIC YEAR

According to the collected data in the winter semester of the academic year 2022/2023, a total of 151 827 students enrolled in the institutions of higher education in the Republic of Croatia. The share of female students was 87 969 (57.9%).

Out of the total number of students enrolled in institutions of higher education, 81.9% enrolled in faculties, 14.5% in polytechnics, 1.8% in schools of professional higher education and 1.8% in art academies.

There were more female students among enrolled students

The largest number of female students enrolled in faculties and art academies. Thus, 52.9% of them attended professional studies in faculties and 61.6% attended university studies in faculties, whereas 68.0% of them attended art academies.

Full-time students were most represented in art academies

There were 72.7% of full-time and 27.3% of part-time students enrolled. The largest number of full-time students was enrolled in art academies (91.9%).

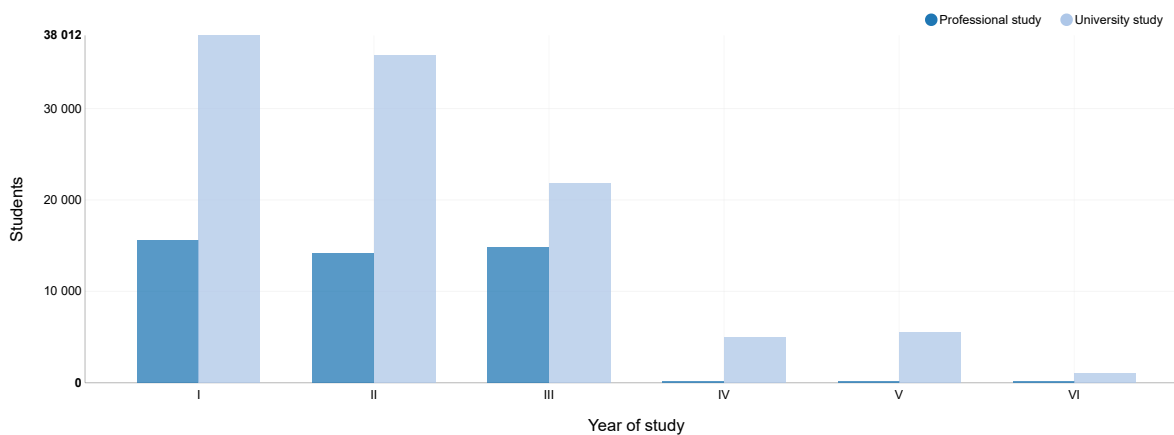
In the winter semester of the academic year 2022/2023, out of the total number of students 99.9% followed the Bologna programme. Less than 0.1% of students were enrolled on a professional short study, 24.3% on a professional undergraduate study, 5.0% on a professional graduate study, 34.5% on a university undergraduate study, 18.7% on a university graduate study, and 17.3% of them were enrolled on a university integrated undergraduate and graduate study. There were still 0.1% of students attending an undergraduate university study who followed the pre-Bologna programme.

The field of Social sciences was the most often chosen field of study

Regarding the scientific and artistic fields of studies, the most often chosen was the field of Social sciences (43.1%), followed by Engineering (26.0%), Biomedicine and health (12.6%), Humanities (6.1%), Biotechnical sciences (4.3%), Natural sciences (3.7%), Artistic field (2.3%), and Interdisciplinary fields of science (1.9%).

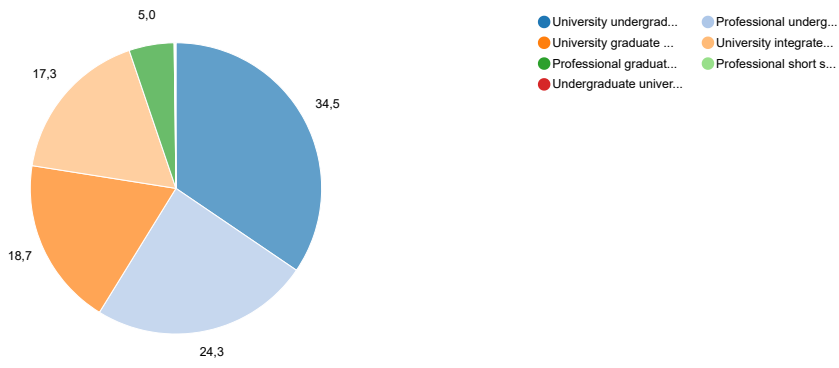
1 STUDENTS ENROLLED IN INSTITUTIONS OF HIGHER EDUCATION, BY TYPE OF INSTITUTION, YEARS AND MODE OF STUDY, 2022/2023 ACADEMIC YEAR

	Mode of study	Total	1 st year	2 nd year	3 rd year	4 th year	5 th year	6 th year
Institutions of higher education	All	151 827	53 625	50 011	36 644	5 001	5 477	1 069
	Full-time	110 338	41 255	36 111	23 877	3 811	4 249	1 035
Schools of professional higher education	All	2 676	1 026	677	973	-	-	-
	Full-time	1 933	838	438	657	-	-	-
Polytechnics	All	21 962	7 425	6 960	7 577	-	-	-
	Full-time	10 276	3 844	3 048	3 384	-	-	-
Faculties	All	124 403	44 315	41 378	27 551	4 799	5 291	1 069
	Full-time	95 568	35 784	31 727	19 344	3 615	4 063	1 035
Professional study	All	19 942	7 162	6 509	6 271	-	-	-
	Full-time	10 133	4 294	3 321	2 518	-	-	-
University study	All	104 461	37 153	34 869	21 280	4 799	5 291	1 069
	Full-time	85 435	31 490	28 406	16 826	3 615	4 063	1 035
Art academies	All	2 786	859	996	543	202	186	-
	Full-time	2 561	789	898	492	196	186	-

G-1 STUDENTS ENROLLED IN INSTITUTIONS OF HIGHER EDUCATION, BY PROFESSIONAL AND UNIVERSITY STUDY AND YEAR OF STUDY, 2022/2023 ACADEMIC YEAR

2 STUDENTS ENROLLED IN INSTITUTIONS OF HIGHER EDUCATION, BY TYPE OF STUDY, YEARS OF STUDY AND SEX, 2022/2023 ACADEMIC YEAR

	Sex	Total	1 st year	2 nd year	3 rd year	4 th year	5 th year	6 th year
Institutions of higher education	All	151 827	53 625	50 011	36 644	5 001	5 477	1 069
	Male students	63 858	24 051	20 295	15 716	1 595	1 840	361
	Female students	87 969	29 574	29 716	20 928	3 406	3 637	708
According to pre-Bologna programme	All	54	13	10	7	11	13	-
	Male students	48	12	8	7	8	13	-
	Female students	6	1	2	-	3	-	-
Undergraduate university study	All	54	13	10	7	11	13	-
	Male students	48	12	8	7	8	13	-
	Female students	6	1	2	-	3	-	-
According to Bologna programme	All	151 773	53 612	50 001	36 637	4 990	5 464	1 069
	Male students	63 810	24 039	20 287	15 709	1 587	1 827	361
	Female students	87 963	29 573	29 714	20 928	3 403	3 637	708
Short professional study	All	7	6	1	-	-	-	-
	Male students	6	5	1	-	-	-	-
	Female students	1	1	-	-	-	-	-
Professional undergraduate study	All	36 928	12 638	9 469	14 821	-	-	-
	Male students	19 249	7 046	4 673	7 530	-	-	-
	Female students	17 679	5 592	4 796	7 291	-	-	-
Professional graduate study	All	7 645	2 969	4 676	-	-	-	-
	Male students	3 547	1 344	2 203	-	-	-	-
	Female students	4 098	1 625	2 473	-	-	-	-
University undergraduate study	All	52 484	20 159	14 358	17 312	655	-	-
	Male students	21 755	8 936	5 888	6 733	198	-	-
	Female students	30 729	11 223	8 470	10 579	457	-	-
University graduate study	All	28 495	11 592	16 903	-	-	-	-
	Male students	10 667	4 609	6 058	-	-	-	-
	Female students	17 828	6 983	10 845	-	-	-	-
University integrated undergraduate and graduate study	All	26 214	6 248	4 594	4 504	4 335	5 464	1 069
	Male students	8 586	2 099	1 464	1 446	1 389	1 827	361
	Female students	17 628	4 149	3 130	3 058	2 946	3 637	708

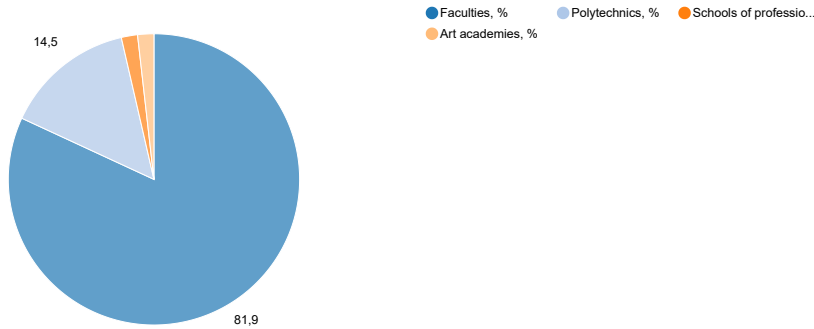
G-2 STUDENTS ENROLLED IN INSTITUTIONS OF HIGHER EDUCATION, BY TYPE OF STUDY, 2022/2023 ACADEMIC YEAR



3 STUDENTS ENROLLED IN INSTITUTIONS OF HIGHER EDUCATION, BY GROUPS OF INSTITUTIONS, TYPE OF STUDY AND SEX, 2022/2023 ACADEMIC YEAR

	Sex	Total	Schools of professional higher education	Polytechnics	Faculties			Art academies
					Total	Professional study	University study	
Institutions of higher education	All	151 827	2 676	21 962	124 403	19 942	104 461	2 786
	Male students	63 858	1 652	11 749	49 565	9 401	40 164	892
	Female students	87 969	1 024	10 213	74 838	10 541	64 297	1 894
According to pre-Bologna programme	All	54	-	-	54	-	54	-
	Male students	48	-	-	48	-	48	-
	Female students	6	-	-	6	-	6	-
Undergraduate university study	All	54	-	-	54	-	54	-
	Male students	48	-	-	48	-	48	-
	Female students	6	-	-	6	-	6	-
According to Bologna programme	All	151 773	2 676	21 962	124 349	19 942	104 407	2 786
	Male students	63 810	1 652	11 749	49 517	9 401	40 116	892
	Female students	87 963	1 024	10 213	74 832	10 541	64 291	1 894
Professional short study	All	7	-	-	7	7	-	-
	Male students	6	-	-	6	6	-	-
	Female students	1	-	-	1	1	-	-
Professional undergraduate study	All	36 928	2 403	17 849	16 676	16 676	-	-
	Male students	19 249	1 494	9 562	8 193	8 193	-	-
	Female students	17 679	909	8 287	8 483	8 483	-	-
Professional graduate study	All	7 645	273	4 113	3 259	3 259	-	-
	Male students	3 547	158	2 187	1 202	1 202	-	-
	Female students	4 098	115	1 926	2 057	2 057	-	-
University undergraduate study	All	52 484	-	-	51 157	-	51 157	1 327
	Male students	21 755	-	-	21 372	-	21 372	383
	Female students	30 729	-	-	29 785	-	29 785	944
University graduate study	All	28 495	-	-	27 696	-	27 696	799
	Male students	10 667	-	-	10 419	-	10 419	248
	Female students	17 828	-	-	17 277	-	17 277	551
University integrated undergraduate and graduate study	All	26 214	-	-	25 554	-	25 554	660
	Male students	8 586	-	-	8 325	-	8 325	261
	Female students	17 628	-	-	17 229	-	17 229	399

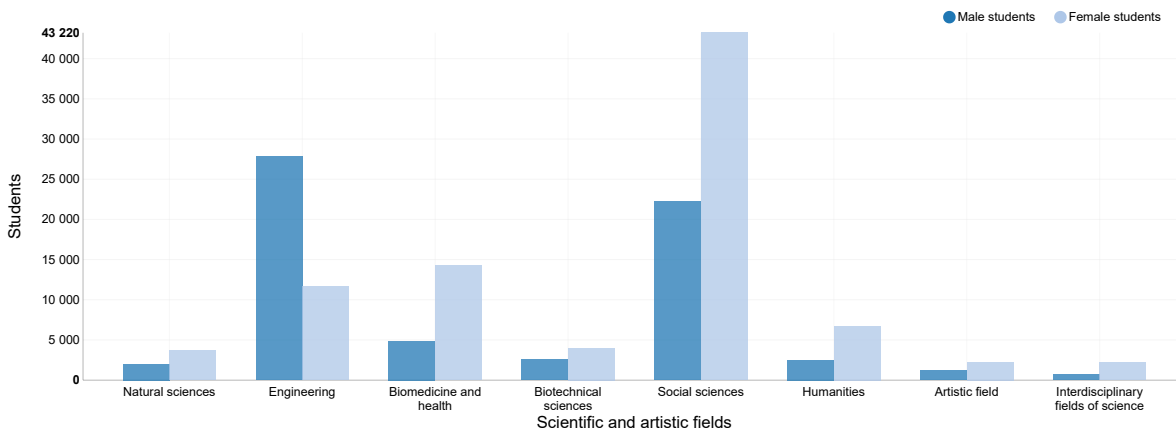
G-3 STUDENTS ENROLLED IN INSTITUTIONS OF HIGHER EDUCATION, BY TYPE OF INSTITUTION, 2022/2023 ACADEMIC YEAR



4 STUDENTS ENROLLED IN INSTITUTIONS OF HIGHER EDUCATION, BY SCIENTIFIC AND ARTISTIC FIELDS OF STUDY AND SEX, 2022/2023 ACADEMIC YEAR

	Scientific and artistic field of study								
	All	Natural sciences	Engineering	Biomedicine and health	Biotechnical sciences	Social sciences	Humanities	Artistic field	Interdisciplinary fields of science
Total	151 827	5 701	39 421	19 121	6 578	65 423	9 251	3 434	2 898
Female students	87 969	3 670	11 620	14 258	4 018	43 220	6 728	2 254	2 201
Schools of higher professional education	2 676	-	1 198	-	-	1 114	55	309	-
Female students	1 024	-	230	-	-	584	19	191	-
Polytechnics	21 962	-	7 694	5 292	692	8 112	-	-	172
Female students	10 213	-	1 510	3 981	353	4 284	-	-	85
Faculties	124 403	5 701	30 529	13 829	5 886	56 147	9 157	753	2 401
Female students	74 838	3 670	9 880	10 277	3 665	38 314	6 678	493	1 861
Professional study	19 942	-	5 015	1 760	463	12 566	-	138	-
Female students	10 541	-	1 188	1 365	241	7 686	-	61	-
University study	104 461	5 701	25 514	12 069	5 423	43 581	9 157	615	2 401
Female students	64 297	3 670	8 692	8 912	3 424	30 628	6 678	432	1 861
Art academies	2 786	-	-	-	-	50	39	2 372	325
Female students	1 894	-	-	-	-	38	31	1 570	255

G-4 STUDENTS ENROLLED IN INSTITUTIONS OF HIGHER EDUCATION, BY SCIENTIFIC AND ARTISTIC FIELDS OF STUDY AND SEX, 2022/2023 ACADEMIC YEAR



NOTES ON METHODOLOGY

Sources and methods of data collection

The data are the result of the annual data processing on students enrolled in institutions of higher education in the Republic of Croatia in the winter semester of the academic year 2022/2023. The data are collected through a questionnaire entitled the "Registration Sheet for the Enrolment of Students on Professional and University Study" (ŠV-20 form), which is filled in by students in the process of enrolment in all years of professional or university study in either paper or electronic format. The majority of institutions of higher education submit their data electronically through the Information system of institutions of higher education of the University Computing Centre or on their own.

Coverage and comparability

The statistical survey covers students enrolled in institutions of higher education in the territory of the Republic of Croatia in winter semester. It includes students who were enrolled according to the Bologna programme in line with the Act on Scientific Activity and Higher Education (NN, No. 119/22) as well as those who continued their studies according to the pre-Bologna programme. The data are comparable to those from previous years.

Definitions and explanations

Students are persons enrolled in institutions of higher education. There are full-time and part-time students. Full-time students are those who study according to a programme based on a full-time teaching schedule. Part-time students are those who participate in the educational programme while they work or perform some other activity requiring a specific programme and methods of performing studies in line with an operational teaching plan.

Studies are organised by study programmes and classified according to the Ordinance of Scientific and Artistic Areas, Fields and Branches (NN, Nos 118/09, 82/12, 32/13, 34/16 and 56/22).

Institutions of higher education are universities as well as faculties, art academies and polytechnics.

Institutions of higher education can be public and private.

University is an institution that establishes and conducts university and interdisciplinary studies in at least two areas of scientific or artistic activity in a number of fields, as an autonomous and integrated process, directly or through its faculties, art academies and departments.

University comprises faculties, art academies, departments and institutes, and other units according to law.

Professional studies can also be taught at universities and their component parts.

Faculty is an institution of higher education, a component part of a university, where university studies are organised and conducted, and where scientific and professional work in one or more scientific or professional fields is developed. Professional studies can also be conducted there.

Art academy is an institution of higher education, a component part of a university, where artistic studies are organised and conducted, and where top artistic endeavours and scientific activity in the field of art are nourished. Professional studies can also be conducted there.

University department is a component part of a university where study programmes are conducted, and where scientific, artistic or professional work in a particular field of science or an interdisciplinary area is developed.

Polytechnic is an institution that establishes and conducts professional courses.

University study prepares students for performing work in science and higher education, in business, public sector and society in general and also prepares them for the development and application of scientific and professional findings. University studies are organised and conducted at universities.

University education is comprised of university undergraduate study, university graduate study, university integrated undergraduate and graduate study, university professional study and doctoral study. In accordance with the European Credit Transfer and Accumulation System (ECTS), 60 ECTS credits should be accrued during the course of one academic year.

University undergraduate study, which normally lasts for three to four years and during which students earn 180 to 240 ECTS credits, enables students to continue their studies at a university graduate study or to enter the labour market.

University graduate study normally lasts one to two years and students earn 60 to 120 ECTS credits during the course of their studies. The total number of credits earned at university undergraduate and graduate studies is at least 300 ECTS credits.

Professional study provides students with an adequate level of knowledge and skills that enables the performance of professional occupations and prepares them for direct entry into the labour market. Professional studies are conducted at schools of professional higher education or at polytechnics but can also be conducted at universities.

Professional study (professional short study and professional undergraduate study) lasts two to three years and students earn 120 to 180 ECTS credits during the course of their studies. Exceptionally, a professional study may last up to four years and students earn up to 240 ECTS credits during its course.

Polytechnics can organise a professional graduate study lasting one to two years for persons who completed a professional study or university undergraduate study. Upon the completion of a professional graduate study, students earn 60 to 120 ECTS credits.

Academic year starts on 1 October of the current year and ends on 30 September of the following calendar year.

Abbreviations

ECTS European Credit Transfer and Accumulation System
NN Narodne novine, official gazette of the Republic of Croatia

Symbols

- no occurrence

Published by the Croatian Bureau of Statistics, Zagreb, Ilica 3, P. O. B. 80

Phone: (+385 1) 48 06 111

Press corner: press@dzs.hr

Persons responsible:

Dubravka Rogić Hadžalić, Director of Demographic and Social Statistics Directorate

Lidija Brković, Director General

Prepared by:

Danijela Kurjaković and Josipa Jurić

USERS ARE KINDLY REQUESTED TO STATE THE SOURCE.

Customer Relations and Data Protection Department

Information and user requests
Phone: (+385 1) 48 06 138, 48 06 154
E-mail: stat.info@dzs.hr

Subscription
Phone: (+385 1) 48 06 115
E-mail: prodaja@dzs.hr