



STUDENTS ENROLLED ON PROFESSIONAL AND UNIVERSITY STUDY, WINTER SEMESTER OF 2021/2022 ACADEMIC YEAR

According to the collected data in the winter semester of the 2021/2022 academic year, a total of 154 894 students enrolled in the institutions of higher education in the Republic of Croatia. The share of female students was 89 270 (57.6%).

Out of the total number of students enrolled in institutions of higher education, 81.3% enrolled in faculties, 13.0% in polytechnics, 3.9% in schools of professional higher education and 1.8% in art academies.

There were more female students among enrolled students

The largest number of female students enrolled in faculties and art academies. Thus, 53.3% of them attended professional studies on faculties and 61.1% attended university studies on faculties, while 66.3% of them attended art academies.

The most full-time students were enrolled in art academies

There were 72.6% of full-time and 27.4% of part-time students enrolled. The largest number of full-time students was enrolled in art academies (92.6%).

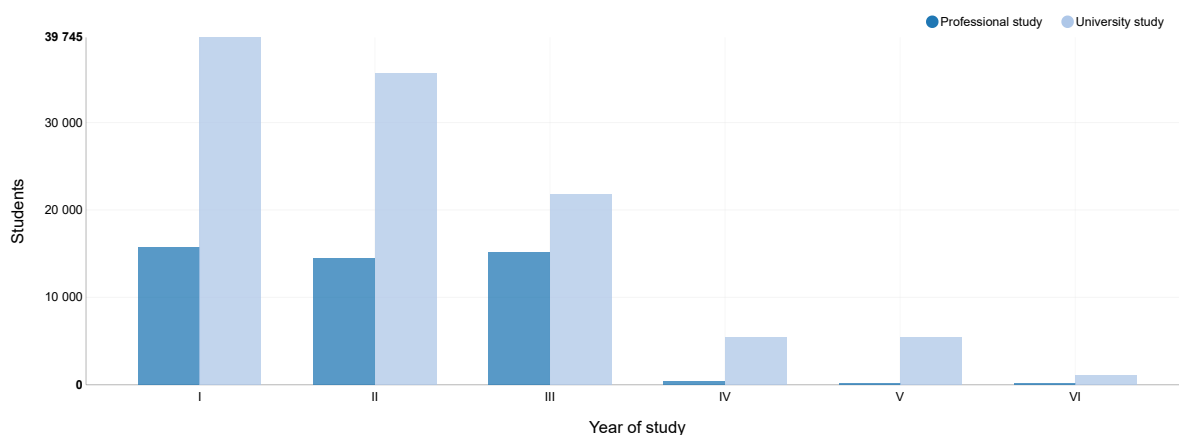
In the winter semester of the 2021/2022 academic year, 99.9% out of the total number of students followed the Bologna programme. Less than 0.1% of students were enrolled in a short-term professional study, 24.6% in an undergraduate professional study, 4.9% in a specialist graduate professional study, 34.2% in an undergraduate university study, 18.8% in a graduate university study and 17.3% of them were enrolled in an integrated undergraduate and graduate study. There were still 0.1% of students attending an undergraduate university study who followed the pre-Bologna programme.

The field of Social sciences was the most often chosen field of study

Regarding the scientific and artistic fields of studies, the most often chosen was the field of Social sciences (43.1%), followed by Engineering (26.0%), Biomedicine and health (12.2%), Humanities (6.3%), Biotechnical sciences (4.6%), Natural sciences (3.8%), Artistic field (2.1%) and Interdisciplinary fields of science (1.9%).

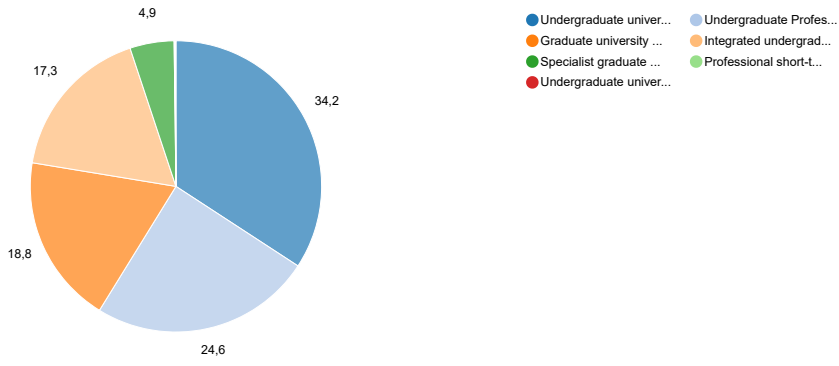
1 STUDENTS ENROLLED IN INSTITUTIONS OF HIGHER EDUCATION, BY TYPE OF INSTITUTION, YEARS AND MODE OF STUDY, 2021/2022 ACADEMIC YEAR

	Mode of study	Total	1 st year	2 nd year	3 rd year	4 th year	5 th year	6 th year
Institutions of higher education	All	154 894	55 511	50 091	36 957	5 855	5 425	1 055
	Full-time	112 444	42 665	36 042	24 145	4 356	4 231	1 005
Schools of professional higher education	All	6 045	2 096	1 746	1 808	395	-	-
	Full-time	3 555	1 386	945	842	382	-	-
Polytechnics	All	20 191	6 648	6 406	7 137	-	-	-
	Full-time	9 184	3 244	2 650	3 290	-	-	-
Faculties	All	125 910	45 866	40 993	27 434	5 326	5 236	1 055
	Full-time	97 161	37 205	31 592	19 474	3 843	4 042	1 005
Professional study	All	19 598	7 022	6 352	6 181	43	-	-
	Full-time	9 992	4 266	3 210	2 483	33	-	-
University study	All	106 312	38 844	34 641	21 253	5 283	5 236	1 055
	Full-time	87 169	32 939	28 382	16 991	3 810	4 042	1 005
Art academies	All	2 748	901	946	578	134	189	-
	Full-time	2 544	830	855	539	131	189	-

G-1 STUDENTS ENROLLED IN INSTITUTIONS OF HIGHER EDUCATION, BY PROFESSIONAL AND UNIVERSITY STUDY AND YEAR OF STUDY, 2021/2022 ACADEMIC YEAR

2 STUDENTS ENROLLED IN INSTITUTIONS OF HIGHER EDUCATION, BY TYPE OF STUDY, YEARS OF STUDY AND SEX, 2021/2022 ACADEMIC YEAR

	Sex	Total	1 st year	2 nd year	3 rd year	4 th year	5 th year	6 th year
Institutions of higher education	All	154 894	55 511	50 091	36 957	5 855	5 425	1 055
	Male students	65 624	24 385	21 010	16 079	1 985	1 828	337
	Female students	89 270	31 126	29 081	20 878	3 870	3 597	718
According to pre-Bologna programme	All	58	17	6	13	12	10	-
	Male students	48	13	6	9	12	8	-
	Female students	10	4	-	4	-	2	-
Undergraduate university study	All	58	17	6	13	12	10	-
	Male students	48	13	6	9	12	8	-
	Female students	10	4	-	4	-	2	-
According to Bologna programme	All	154 836	55 494	50 085	36 944	5 843	5 415	1 055
	Male students	65 576	24 372	21 004	16 070	1 973	1 820	337
	Female students	89 260	31 122	29 081	20 874	3 870	3 595	718
Professional short-term study	All	8	3	5	-	-	-	-
	Male students	7	3	4	-	-	-	-
	Female students	1	-	1	-	-	-	-
Undergraduate professional study	All	38 182	12 637	9 981	15 126	438	-	-
	Male students	19 752	6 913	4 944	7 647	248	-	-
	Female students	18 430	5 724	5 037	7 479	190	-	-
Specialist graduate professional study	All	7 644	3 126	4 518	-	-	-	-
	Male students	3 607	1 438	2 169	-	-	-	-
	Female students	4 037	1 688	2 349	-	-	-	-
Undergraduate university study	All	53 080	20 099	14 997	17 073	911	-	-
	Male students	22 409	8 985	6 242	6 835	347	-	-
	Female students	30 671	11 114	8 755	10 238	564	-	-
Graduate university study	All	29 122	13 267	15 855	-	-	-	-
	Male students	10 991	4 881	6 110	-	-	-	-
	Female students	18 131	8 386	9 745	-	-	-	-
Integrated undergraduate and graduate study	All	26 800	6 362	4 729	4 745	4 494	5 415	1 055
	Male students	8 810	2 152	1 535	1 588	1 378	1 820	337
	Female students	17 990	4 210	3 194	3 157	3 116	3 595	718

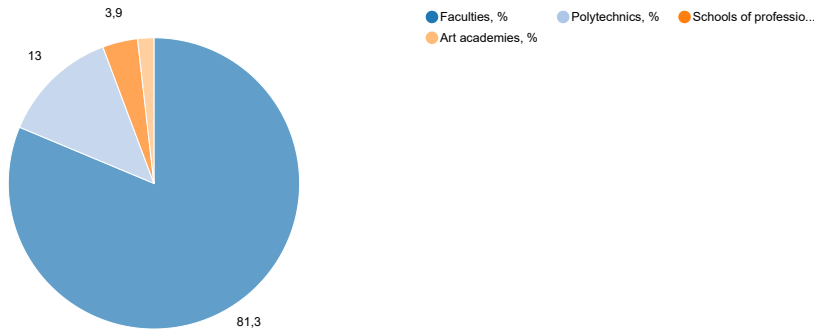
G-2 STUDENTS ENROLLED IN INSTITUTIONS OF HIGHER EDUCATION, BY TYPE OF STUDY, 2021/2022 ACADEMIC YEAR



3 STUDENTS ENROLLED IN INSTITUTIONS OF HIGHER EDUCATION, BY GROUPS OF INSTITUTIONS, TYPE OF STUDY AND SEX, 2021/2022 ACADEMIC YEAR

	Sex	Total	Schools of professional higher education	Polytechnics	Faculties			Art academies
					Total	Professional study	University study	
Institutions of higher education	All	154 894	6 045	20 191	125 910	19 598	106 312	2 748
	Male students	65 624	3 508	10 712	50 479	9 146	41 333	925
	Female students	89 270	2 537	9 479	75 431	10 452	64 979	1 823
According to pre-Bologna programme	All	58	-	-	58	-	58	-
	Male students	48	-	-	48	-	48	-
	Female students	10	-	-	10	-	10	-
Undergraduate university study	All	58	-	-	58	-	58	-
	Male students	48	-	-	48	-	48	-
	Female students	10	-	-	10	-	10	-
According to Bologna programme	All	154 836	6 045	20 191	125 852	19 598	106 254	2 748
	Male students	65 576	3 508	10 712	50 431	9 146	41 285	925
	Female students	89 260	2 537	9 479	75 421	10 452	64 969	1 823
Professional short-term study	All	8	-	-	8	8	-	-
	Male students	7	-	-	7	7	-	-
	Female students	1	-	-	1	1	-	-
Undergraduate professional study	All	38 182	5 014	16 624	16 544	16 544	-	-
	Male students	19 752	3 003	8 761	7 988	7 988	-	-
	Female students	18 430	2 011	7 863	8 556	8 556	-	-
Specialist graduate professional study	All	7 644	1 031	3 567	3 046	3 046	-	-
	Male students	3 607	505	1 951	1 151	1 151	-	-
	Female students	4 037	526	1 616	1 895	1 895	-	-
Undergraduate university study	All	53 080	-	-	51 803	-	51 803	1 277
	Male students	22 409	-	-	22 043	-	22 043	366
	Female students	30 671	-	-	29 760	-	29 760	911
Graduate university study	All	29 122	-	-	28 301	-	28 301	821
	Male students	10 991	-	-	10 700	-	10 700	291
	Female students	18 131	-	-	17 601	-	17 601	530
Integrated undergraduate and graduate study	All	26 800	-	-	26 150	-	26 150	650
	Male students	8 810	-	-	8 542	-	8 542	268
	Female students	17 990	-	-	17 608	-	17 608	382

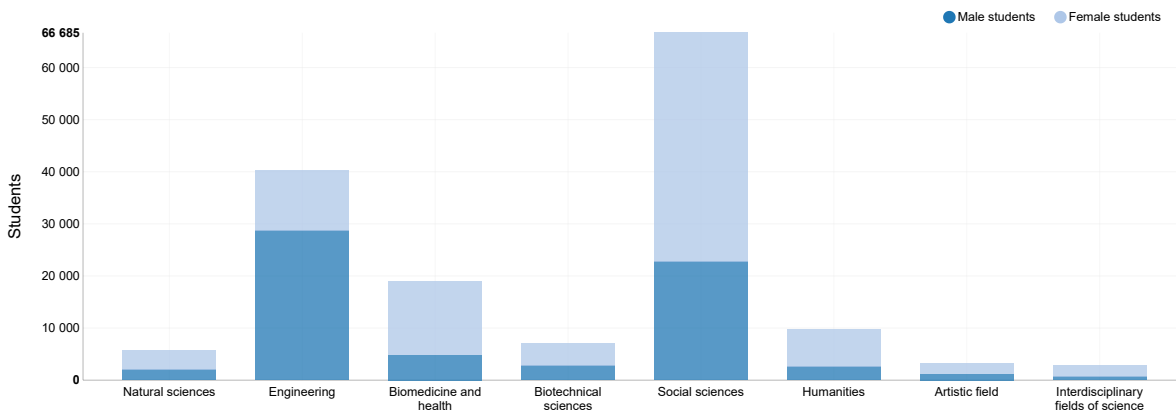
G-3 STUDENTS ENROLLED IN INSTITUTIONS OF HIGHER EDUCATION, BY TYPE OF INSTITUTION, 2021/2022 ACADEMIC YEAR



4 STUDENTS ENROLLED IN INSTITUTIONS OF HIGHER EDUCATION, BY SCIENTIFIC AND ARTISTIC FIELDS OF STUDY AND SEX, 2021/2022 ACADEMIC YEAR

	Scientific and artistic field of study								
	All	Natural sciences	Engineering	Biomedicine and health	Biotechnical sciences	Social sciences	Humanities	Artistic field	Interdisciplinary fields of science
Total	154 894	5 861	40 347	18 959	7 110	66 685	9 782	3 269	2 881
Female students	89 270	3 794	11 675	14 120	4 346	43 960	7 122	2 080	2 173
Schools of higher professional education	6 045	-	1 630	147	310	3 658	49	238	13
Female students	2 537	-	267	94	149	1 857	19	143	8
Polytechnics	20 191	-	7 877	5 171	621	6 343	-	-	179
Female students	9 479	-	1 650	3 889	311	3 542	-	-	87
Faculties	125 910	5 861	30 840	13 641	6 179	56 645	9 683	689	2 372
Female students	75 431	3 794	9 758	10 137	3 886	38 532	7 062	429	1 833
Professional study	19 598	-	4 919	1 871	361	12 312	8	127	-
Female students	10 452	-	1 153	1 457	197	7 583	7	55	-
University study	106 312	5 861	25 921	11 770	5 818	44 333	9 675	562	2 372
Female students	64 979	3 794	8 605	8 680	3 689	30 949	7 055	374	1 833
Art academies	2 748	-	-	-	-	39	50	2 342	317
Female students	1 823	-	-	-	-	29	41	1 508	245

G-4 STUDENTS ENROLLED IN INSTITUTIONS OF HIGHER EDUCATION, BY SCIENTIFIC AND ARTISTIC FIELDS OF STUDY AND SEX, 2021/2022 ACADEMIC YEAR



NOTES ON METHODOLOGY

Sources and methods of data collection

The data are the result of the annual data processing on students enrolled in institutions of higher education in the Republic of Croatia in the winter semester of the 2021/2022 academic year. The data are collected through a questionnaire entitled the Registration Sheet for the Enrolment of Students on Professional and University Study (ŠV-20 form), which is filled in by students in the process of enrolment in all years of professional or university study in either paper or electronic format. The majority of the institutions of higher education submit their data electronically from the Information system of institutions of higher education of the University Computing Centre or on their own.

Coverage and comparability

The statistical survey covers students enrolled in institutions of higher education on the territory of the Republic of Croatia in winter semester. It includes students who enrolled according to the Bologna programme in line with the Scientific Activity and Higher Education Act (NN, Nos 123/03, 198/03, 105/04, 174/04, 02/07, 46/07, 45/09, 63/11, 139/13, 101/14, 60/15 and 131/17) as well as those who continued their studies according to the pre-Bologna programme. Data are comparable to those from previous years.

Definitions and explanations

Students are persons enrolled in institutions of higher education. There are full-time and part-time students. Full-time students are those who study according to a programme based on a full-time teaching schedule. Part-time students are those who participate in the educational programme while they work or perform some other activity requiring a specific programme and methods of performing studies in line with an operational teaching plan.

Studies are organised by study programmes and classified according to the Ordinance of Scientific and Artistic Areas, Fields and Branches (NN, Nos 118/09, 82/12, 32/13 and 34/16).

Institutions of higher education are universities with faculties and academies of art as their principle components, polytechnics and schools of higher education.

Institutions of higher education can be public and private.

University is an institution that establishes and conducts university and interdisciplinary studies in at least two areas of scientific or artistic activity in a number of fields, as an autonomous and integrated process, indirectly or through its faculties, art academies and departments.

University comprises faculties, art academies, departments and institutes and other units according to the Law.

Professional studies can also be taught at universities and their component parts.

Faculty is an institution of higher education, a component part of a university, where university studies are organised and conducted, and where scientific and professional work in one or more scientific or professional fields is developed. Professional studies can also be conducted there.

Art academy is an institution of higher education, a component part of a university, where artistic studies are organised and conducted, and where top artistic endeavours and scientific activity in the field of art are nourished. Professional studies can also be conducted there.

University department is a component part of a university where study programmes are conducted, and where scientific, artistic or professional work in a particular field of science or an interdisciplinary area is developed.

Polytechnic and school of professional higher education is an institution that establishes and conducts professional courses. Polytechnic is a school of higher education that conducts at least three different studies in at least three different fields and cannot have schools of professional higher education as its component parts.

University study prepares students for performing work in science and higher education, in business, public sector and society in general and also prepares them for the development and application of scientific and professional findings. University studies are organised and conducted at universities.

University education is comprised of undergraduate, graduate and postgraduate studies. In accordance with the European Credit Transfer and Accumulation System (ECTS), 60 ECTS credits should be accrued during the course of one academic year.

An undergraduate university study, which normally lasts for three to four years and during which students earn 180 to 240 ECTS credits, enables students to continue their studies at a graduate university study or to enter the labour market.

A graduate university study normally lasts for one to two years and students earn 60 to 120 ECTS credits during the course of their study. The total number of credits earned at an undergraduate and graduate study is at least 300 ECTS credits.

Professional study provides students with an adequate level of knowledge and skills that enables the performance of professional occupations and prepares them for the direct entry into the labour market. Professional studies are conducted at schools of professional higher education or at polytechnics, but can also be conducted at universities.

A professional study (professional short-term study and undergraduate professional study) lasts two to three years and students earn 120 to 180 ECTS credits during the course of their study. Exceptionally, professional study may last up to four years and students earn up to 240 ECTS credits during its course.

Polytechnics or schools of professional higher education can organise a specialist graduate professional study lasting one to two years for persons who completed a professional study or an undergraduate university study. Upon the completion of a specialist graduate professional study lasting one to two years, students earn 60 to 120 ECTS credits.

Academic year starts on 1 October of the current year and ends on 30 September of the following calendar year.

Abbreviations

ECTS European Credit Transfer and Accumulation System
NN Narodne novine, official gazette of the Republic of Croatia

Symbols

- no occurrence

Published by the Croatian Bureau of Statistics, Zagreb, Ilica 3, P. O. B. 80

Phone: (+385 1) 48 06 111

Press corner: press@dzs.hr

Persons responsible:

Dubravka Rogić Hadžalić, Director of Demographic and Social Statistics Directorate

Lidija Brković, Director General

Prepared by:

Josipa Jurić and Danijela Kurjaković

USERS ARE KINDLY REQUESTED TO STATE THE SOURCE.

Customer Relations and Data Protection Department

Information and user requests
Phone: (+385 1) 48 06 138, 48 06 154
E-mail: stat.info@dzs.hr

Subscription
Phone: (+385 1) 48 06 115
E-mail: prodaja@dzs.hr