

First Release

Year: LIX.

Zagreb, 21 December 2022

KUL-2022-2-1

ISSN 1334-0557



ARTISTIC PRODUCTION AND LIVE PERFORMANCES, 2021/2022 SEASON

Gradual recovery of performing arts in the 2021/2022 season after the corona crisis

In the season from 1 September 2021 to 31 August 2022, a total of 140 theatres operated. A part of professional theatres had permanent scenes, either in-house ones or those located somewhere else. Therefore, along with 80 professional theatres, there were 12 operating permanent scenes and 27 professional children's theatres, out of which 7 were puppet theatres. A total of 33 amateurs' theatres operated in the 2021/2022 season. Due to the easing of epidemiological measures, a gradual return of visitors to theatres is noticeable in the 2021/2022 season, thus leading to an increase in the number of active theatres. This trend is particularly visible in the number of amateurs' theatres, which increased by 57% compared to the 2020/2021 season.

Return of plays and visitors to theatres

A total of 9 243 plays were performed, which is 73% more than in the previous season. The plays in the Republic of Croatia and abroad were attended by 1 149 037 visitors, which is an increase of 160% compared to the 2020/2021 season. A total of 1 311 titles were performed in all theatres. Out of that, 830 titles, or 63%, were created by domestic authors.

After an extremely difficult 2020/2021 theatre season due to the epidemiological measures introduced to prevent the spread of COVID-19, a better season for performing arts followed in terms of the number of plays performed and the number of visitors. Professional theatres for all ages performed 41% more plays in Croatia and abroad, and had 116% more visitors than in the previous season.

Amateurs' theatres performed 469 plays, which is 215% more than in the 2020/2021 season, when 149 plays were performed.

In the 2021/2022 season, the plays of amateurs' theatres had 65 369 visitors, which is 534% more than in the 2020/2021 season, when there were 10 312 visitors.

Professional children's theatres had 135% more plays and 280% more visitors compared to the number of plays and visitors in the previous season.

Noticeable recovery of the concert season for professional ensembles, orchestras and choirs

In the 2021/2022 season, 33 professional orchestras and ensembles operated, out of which 6 were symphony and large orchestras, 6 chamber orchestras and 21 chamber ensembles. A total of 573 concerts, performances and festivities were performed, which were attended by 151 698 visitors.

Compared to the 2020/2021 season, the number of performed concerts increased by 31% and their attendance by 181%.

The professional choir performed 24 concerts, that is, two concerts more than in the previous season. They were attended by 7 650 visitors, that is, 226% more than in the 2020/2021 season.

LADO – National Folk Dance Ensemble of Croatia performed 71 concerts or performances, which is 137% more compared to the previous season, when they performed only 30 concerts. They were attended by 48 900 visitors, that is, 248% more than in the 2020/2021 season.

Return of performing arts' tours abroad

The number of tours abroad of Croatian theatres, ensembles, orchestras and choirs increased significantly in this season. Compared to the 2020/2021 season, in which tours outside the borders of the Republic of Croatia were drastically reduced, and amateurs' theatres and professional choir had no tours abroad, this season, tours abroad were at approximately the same level as before the corona crisis. The number of visitors to the plays performed by professional theatres abroad in the 2021/2022 season increased by 277% compared to the 2020/2021 season. There were also 91% more visitors to the plays performed by children's theatres and 3 700 visitors to amateurs' theatres on tours outside the Republic of Croatia. The number of visitors to concerts abroad performed by professional orchestras and ensembles compared to the 2020/2021 season also increased, by 256%.

1 THEATRES

1.1 NUMBER OF THEATRES AND SEATS, EMPLOYEES, AMATEUR MEMBERS, CHILDREN, 2021/2022 SEASON

| | Number of theatres | Number of seats | Employees | | Amateurs | | Children | Other staff | Personnel working on contractual basis |
|----------------------------------|--------------------|-----------------|-----------|------------------|----------|------------------|----------|-------------|--|
| | | | Total | Of that, artists | Total | Of that, artists | | | |
| Total | 140 | 22 731 | 2 468 | 1 316 | 617 | 593 | 1 022 | 88 | 2 858 |
| Men | : | : | 1 264 | 674 | 216 | 207 | 185 | 43 | 1 489 |
| Women | : | : | 1 204 | 642 | 401 | 386 | 837 | 45 | 1 369 |
| Professional theatres | 80 | 13 821 | 2 194 | 1 173 | 125 | 119 | 501 | 45 | 2 365 |
| Professional children's theatres | 27 | 3 396 | 252 | 133 | 5 | 5 | 158 | - | 433 |
| Amateurs' theatres | 33 | 5 514 | 22 | 10 | 487 | 469 | 363 | 43 | 60 |

1.2 TITLES PERFORMED, BY AUTHOR'S ORIGIN, PLAYS AND ATTENDANCE, 2021/2022 SEASON

| | Author's origin | Titles performed | Operation of theatres in Republic of Croatia | | | | Tours abroad | |
|----------------------------------|-----------------|------------------|--|----------|------------|----------|--------------|------------|
| | | | Plays | | Attendance | | Plays | Attendance |
| | | | Total | On tours | Total | On tours | | |
| Total | All | 1 311 | 9 010 | 3 373 | 1 097 502 | 406 004 | 233 | 51 535 |
| | Domestic | 830 | 5 948 | 2 585 | 668 823 | 293 769 | 123 | 19 828 |
| Professional theatres | All | 802 | 4 669 | 1 646 | 685 278 | 244 014 | 187 | 44 468 |
| | Domestic | 454 | 2 722 | 963 | 374 151 | 148 100 | 87 | 14 171 |
| Professional children's theatres | All | 335 | 3 892 | 1 574 | 350 555 | 138 487 | 26 | 3 367 |
| | Domestic | 233 | 2 826 | 1 475 | 240 980 | 122 786 | 20 | 2 397 |
| Amateurs' theatres | All | 174 | 449 | 153 | 61 669 | 23 503 | 20 | 3 700 |
| | Domestic | 143 | 400 | 147 | 53 692 | 22 883 | 16 | 3 260 |

1.3 TITLES PERFORMED, PLAYS AND ATTENDANCE, 2021/2022 SEASON

| | Author's origin | Total | Titles performed by genre | | | | | | | | | |
|---|-----------------|-----------|---------------------------|---------|--------|----------|---------|--------------------|--------|-----------------|-------------|--------|
| | | | Drama | Comedy | Opera | Operetta | Musical | Dance performances | Ballet | Children's play | Puppet show | Other |
| Total | | | | | | | | | | | | |
| Titles performed | All | 1 311 | 268 | 220 | 35 | 1 | 9 | 82 | 32 | 370 | 146 | 148 |
| | Domestic | 830 | 153 | 149 | 5 | - | 5 | 65 | 10 | 259 | 108 | 76 |
| | Foreign | 481 | 115 | 71 | 30 | 1 | 4 | 17 | 22 | 111 | 38 | 72 |
| Plays | All | 9 243 | 1 340 | 1 695 | 134 | 4 | 43 | 239 | 176 | 3 204 | 2 001 | 407 |
| | Domestic | 6 071 | 821 | 1 120 | 19 | - | 16 | 197 | 37 | 2 247 | 1 374 | 238 |
| | Foreign | 3 172 | 519 | 575 | 115 | 4 | 27 | 42 | 139 | 957 | 627 | 169 |
| Attendance | All | 1 149 037 | 171 113 | 299 431 | 52 676 | 902 | 11 153 | 16 437 | 63 664 | 306 434 | 163 053 | 64 174 |
| | Domestic | 688 651 | 103 552 | 203 551 | 6 952 | - | 3 657 | 11 405 | 10 136 | 208 752 | 110 685 | 29 961 |
| | Foreign | 460 386 | 67 561 | 95 880 | 45 724 | 902 | 7 496 | 5 032 | 53 528 | 97 682 | 52 368 | 34 213 |
| Professional theatres | | | | | | | | | | | | |
| Titles performed | All | 802 | 232 | 165 | 35 | 1 | 8 | 81 | 30 | 107 | 30 | 113 |
| | Domestic | 454 | 126 | 103 | 5 | - | 4 | 65 | 8 | 62 | 29 | 52 |
| | Foreign | 348 | 106 | 62 | 30 | 1 | 4 | 16 | 22 | 45 | 1 | 61 |
| Plays | All | 4 856 | 1 269 | 1 534 | 134 | 4 | 40 | 235 | 172 | 905 | 266 | 297 |
| | Domestic | 2 809 | 762 | 968 | 19 | - | 13 | 197 | 33 | 389 | 257 | 171 |
| | Foreign | 2 047 | 507 | 566 | 115 | 4 | 27 | 38 | 139 | 516 | 9 | 126 |
| Attendance | All | 729 746 | 161 097 | 275 017 | 52 676 | 902 | 10 503 | 16 187 | 62 890 | 85 760 | 16 676 | 48 038 |
| | Domestic | 388 322 | 95 403 | 180 580 | 6 952 | - | 3 007 | 11 405 | 9 362 | 41 267 | 15 421 | 24 925 |
| | Foreign | 341 424 | 65 694 | 94 437 | 45 724 | 902 | 7 496 | 4 782 | 53 528 | 44 493 | 1 255 | 23 113 |
| Professional children's theatres | | | | | | | | | | | | |
| Titles performed | All | 335 | 5 | 2 | - | - | - | - | 2 | 199 | 107 | 20 |
| | Domestic | 233 | 5 | 2 | - | - | - | - | 2 | 144 | 71 | 9 |
| | Foreign | 102 | - | - | - | - | - | - | - | 55 | 36 | 11 |
| Plays | All | 3 918 | 11 | 19 | - | - | - | - | 4 | 2 112 | 1 710 | 62 |
| | Domestic | 2 846 | 11 | 19 | - | - | - | - | 4 | 1 700 | 1 093 | 19 |
| | Foreign | 1 072 | - | - | - | - | - | - | - | 412 | 617 | 43 |
| Attendance | All | 353 922 | 469 | 3 478 | - | - | - | - | 774 | 192 646 | 142 694 | 13 861 |
| | Domestic | 243 377 | 469 | 3 478 | - | - | - | - | 774 | 144 237 | 91 658 | 2 761 |
| | Foreign | 110 545 | - | - | - | - | - | - | - | 48 409 | 51 036 | 11 100 |
| Amateurs' theatres | | | | | | | | | | | | |
| Titles performed | All | 174 | 31 | 53 | - | - | 1 | 1 | - | 64 | 9 | 15 |
| | Domestic | 143 | 22 | 44 | - | - | 1 | - | - | 53 | 8 | 15 |
| | Foreign | 31 | 9 | 9 | - | - | - | 1 | - | 11 | 1 | - |
| Plays | All | 469 | 60 | 142 | - | - | 3 | 4 | - | 187 | 25 | 48 |
| | Domestic | 416 | 50 | 133 | - | - | 3 | - | - | 158 | 24 | 48 |
| | Foreign | 53 | 10 | 9 | - | - | - | 4 | - | 29 | 1 | - |
| Attendance | All | 65 369 | 9 547 | 20 936 | - | - | 650 | 250 | - | 28 028 | 3 683 | 2 275 |
| | Domestic | 56 952 | 7 680 | 19 493 | - | - | 650 | - | - | 23 248 | 3 606 | 2 275 |
| | Foreign | 8 417 | 1 867 | 1 443 | - | - | - | 250 | - | 4 780 | 77 | - |

1.4 TITLES PERFORMED, PLAYS AND ATTENDANCE ON TOURS ABROAD, 2021/2022 SEASON

| | Professional theatres | | | Professional children's theatres | | | Amateurs' theatres | | |
|-------------------------------|-----------------------|-------|------------|----------------------------------|-------|------------|--------------------|-------|------------|
| | Titles performed | Plays | Attendance | Titles performed | Plays | Attendance | Titles performed | Plays | Attendance |
| Total | 133 ¹⁾ | 187 | 44 468 | 18 ¹⁾ | 26 | 3 367 | 13 ¹⁾ | 20 | 3 800 |
| Austria | 3 | 3 | 600 | 1 | 1 | 70 | - | - | - |
| Belgium | - | - | - | - | - | - | 2 | 4 | 500 |
| Bosnia and Herzegovina | 31 | 49 | 8 065 | 4 | 10 | 1 080 | 5 | 9 | 2 050 |
| Bulgaria | 1 | 1 | 75 | - | - | - | - | - | - |
| Montenegro | 12 | 13 | 2 210 | 2 | 2 | 600 | - | - | - |
| Czech Republic | 1 | 1 | 150 | - | - | - | 1 | 1 | 90 |
| Finland | 4 | 7 | 12 086 | - | - | - | - | - | - |
| France | 1 | 1 | 160 | - | - | - | - | - | - |
| Georgia | 1 | 1 | 100 | - | - | - | - | - | - |
| Italy | 9 | 13 | 1 020 | - | - | - | 1 | 2 | 550 |
| Israel | 1 | 1 | 600 | - | - | - | - | - | - |
| Latvia | 1 | 1 | 82 | - | - | - | - | - | - |
| Lithuania | 2 | 2 | 700 | - | - | - | - | - | - |
| Hungary | 5 | 6 | 1 377 | 4 | 4 | 430 | - | - | - |
| Germany | 3 | 8 | 3 266 | - | - | - | 1 | 1 | 100 |
| Poland | 3 | 3 | 1 014 | 1 | 2 | 100 | - | - | - |
| Portugal | - | - | - | - | - | - | 1 | 1 | 300 |
| Romania | 1 | 1 | 213 | - | - | - | - | - | - |
| North Macedonia ²⁾ | 5 | 6 | 981 | - | - | - | - | - | - |
| Slovenia | 19 | 20 | 3 688 | 2 | 2 | 350 | - | - | - |
| Serbia | 27 | 46 | 7 686 | 3 | 3 | 637 | 2 | 2 | 210 |
| Switzerland | 1 | 2 | 122 | - | - | - | - | - | - |
| Turkey | 1 | 1 | 76 | - | - | - | - | - | - |
| Ukraine | 1 | 1 | 197 | 1 | 2 | 100 | - | - | - |

1) The sum of titles performed may differ from the one presented under the "Total" since one play can be performed at several different locations.

2) As of 15 February 2019, the Republic of Croatia uses the name Republic of North Macedonia in all forms of public communication.

2 PROFESSIONAL ORCHESTRAS, ENSEMBLES AND CHOIR, LADO – NATIONAL FOLK DANCE ENSEMBLE OF CROATIA

2.1 EMPLOYEES, 2021/2022 SEASON

| | Orchestras, ensembles, choir | Employees | | | | | | | Personnel working on contractual basis | | |
|--|------------------------------|-----------|-----|-------|--------------------|---------|------------|-------|--|-----|-------|
| | | All | Men | Women | Employed full-time | Artists | | Other | All | Men | Women |
| | | | | | | Total | Conductors | | | | |
| Professional orchestras and ensembles | 33 | 489 | 297 | 192 | 485 | 428 | 1 | 61 | 1.156 | 662 | 494 |
| Symphony and large orchestras | 6 | 368 | 238 | 130 | 364 | 330 | 1 | 38 | 451 | 277 | 174 |
| Chamber orchestras | 6 | 1 | - | 1 | 1 | - | - | 1 | 468 | 242 | 226 |
| Chamber ensembles | 21 | 3 | 1 | 2 | 3 | 1 | - | 2 | 166 | 95 | 71 |
| Professional choir | 1 | 40 | 17 | 23 | 40 | 37 | - | 3 | 54 | 35 | 19 |
| LADO – National Folk Dance Ensemble of Croatia | 1 | 77 | 41 | 36 | 77 | 60 | - | 17 | 17 | 13 | 4 |

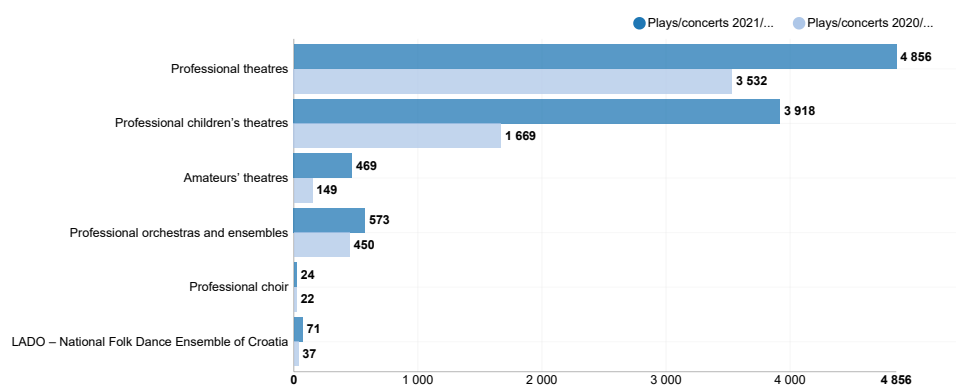
2.2 CONCERTS, PERFORMANCES AND FESTIVITIES, AND ATTENDANCE, 2021/2022 SEASON

| | Professional orchestras and ensembles | | Professional choir | | LADO – National Folk Dance Ensemble of Croatia | |
|--|--|------------|--|------------|--|------------|
| | Concerts, performances and festivities | Attendance | Concerts, performances and festivities | Attendance | Concerts, performances and festivities | Attendance |
| Total | 573 | 151 698 | 24 | 7 650 | 71 | 48 900 |
| Concerts | 482 | 124 508 | 21 | 6 350 | 69 | 48 600 |
| Home | 237 | 69 338 | 17 | 5 000 | 6 | 600 |
| On tour | 203 | 37 470 | 2 | 350 | 43 | 40 000 |
| On tour abroad | 42 | 17 700 | 2 | 1 000 | 20 | 8 000 |
| Performing on performances and festivities | 91 | 27 190 | 3 | 1 300 | 3 | 300 |

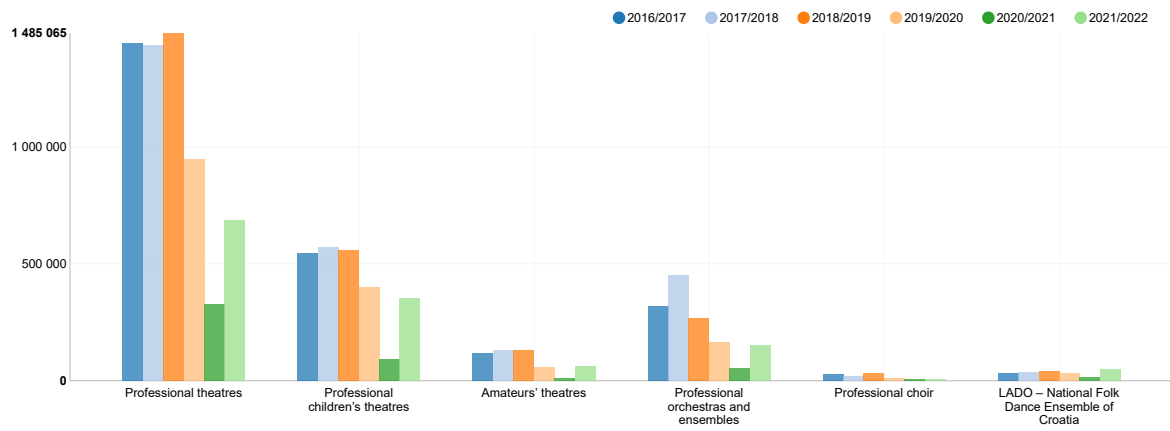
2.3 CONCERTS AND ATTENDANCE ON TOURS ABROAD, 2021/2022 SEASON

| | Professional orchestras and ensembles | | | Professional choir | | | LADO – National Folk Dance Ensemble of Croatia | | |
|------------------------|---------------------------------------|----------|------------|--------------------|----------|------------|--|----------|------------|
| | Tours | Concerts | Attendance | Tours | Concerts | Attendance | Tours | Concerts | Attendance |
| Total | 29 | 42 | 17 900 | 1 | 2 | 1 000 | 5 | 20 | 8 000 |
| Austria | 2 | 2 | 450 | - | - | - | - | - | - |
| Belgium | 1 | 1 | 400 | - | - | - | - | - | - |
| Bosnia and Herzegovina | 4 | 4 | 970 | - | - | - | - | - | - |
| Montenegro | 2 | 2 | 190 | - | - | - | - | - | - |
| Chile | 1 | 1 | 350 | - | - | - | - | - | - |
| Finland | 1 | 2 | 120 | - | - | - | - | - | - |
| France | 2 | 5 | 5 500 | - | - | - | - | - | - |
| Italy | 2 | 2 | 600 | - | - | - | 2 | 3 | 1 200 |
| Hungary | 1 | 1 | 200 | - | - | - | 1 | 1 | 800 |
| Netherlands | 1 | 1 | 200 | - | - | - | - | - | - |
| Germany | 1 | 1 | 700 | 1 | 2 | 1 000 | 1 | 1 | 1 000 |
| Romania | 1 | 2 | 150 | - | - | - | - | - | - |
| Saudi Arabia | - | - | - | - | - | - | 1 | 15 | 5 000 |
| Slovenia | 8 | 11 | 4 070 | - | - | - | - | - | - |
| Spain | 1 | 1 | 100 | - | - | - | - | - | - |
| United Kingdom | 1 | 6 | 3 900 | - | - | - | - | - | - |

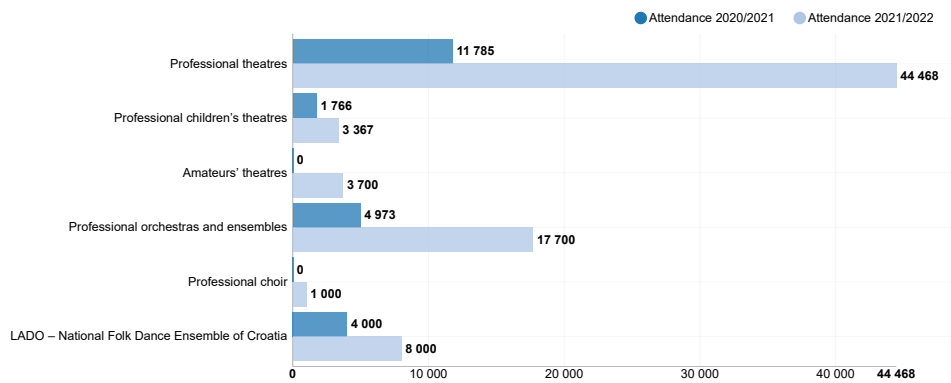
G-1 PERFORMANCES AND CONCERTS, 2021/2022 SEASON



G-2 ATTENDANCE OF PERFORMANCES AND CONCERTS IN THE LAST 6 SEASONS



G-3 ATTENDANCE OF CROATIAN PERFORMANCES AND CONCERTS ABROAD - COMPARISON OF SEASONS 2020/2021 AND 2021/2022



NOTES ON METHODOLOGY

Sources and methods of data collection

Data are the result of the processing of statistical reports filled in by professional, children's and amateurs' theatres on the Annual Report on Theatres (KU-1 form), Professional orchestras, ensembles and choirs fill in the Annual Report on Professional Orchestras, Ensembles and Choirs (KU-2 form) and, finally, LADO - National Folk Dance Ensemble of Croatia enters its data on the Annual Report on Professional Folk and Song Ensembles (KU-3 form).

Coverage and comparability

The survey covers professional, professional children's and amateurs' theatres, professional orchestras, ensembles and choirs on the territory of the Republic of Croatia that were performing in the 2021/2022 season, and the LADO - National Folk Dance Ensemble of Croatia. Data are comparable to data from the previous seasons.

Definitions and explanations

Professional theatre is a cultural and artistic institution, that is, an artistic organisation, either with a resident professional company or with a professional company recruited only for individual performances on a contractual basis.

Professional children's theatre is a professional theatre regularly giving performances for children, which includes the participation of children along with that of a professional company.

Amateurs' theatre is a theatre in which the artistic company consists mostly of amateurs. It can either be independent or a constituent part of an association of cultural-artistic amateurism, home of culture, etc.

Scene is a separate space in a theatre or in another location where a professional company performs.

Professional orchestras/choirs are musical ensembles consisting of professional musicians/singers who may be employed either on a permanent or on a contractual basis.

LADO - National Folk Dance Ensemble of Croatia is a professional institution aimed at collecting authentic national folklore and performing artistic presentations of folk dances, music and songs.

Concert is a public performance that is a constituent part of the whole programme of an event, while performing during formal events and festivities includes participation only in a part of the whole program.

Abbreviations

COVID-19 Corona Virus Disease-19

Symbols

- no occurrence
: occurrence is not possible

Published by the Croatian Bureau of Statistics, Zagreb, Ilica 3, P. O. B. 80

Phone: (+385 1) 48 06 111

Press corner: press@dzs.hr

Persons responsible:

Dubravka Rogić Hadžalić, Director of Demographic and Social Statistics Directorate
Lidija Brković, Director General

Prepared by:

Marija Gojević and Gordana Bralić

USERS ARE KINDLY REQUESTED TO STATE THE SOURCE.

Customer Relations and Data Protection Department

Information and user requests

Phone: (+385 1) 48 06 138, 48 06 154

E-mail: stat.info@dzs.hr

Subscription

Phone: (+385 1) 48 06 115

E-mail: prodaja@dzs.hr