

## First Release

Year: LX.

Zagreb, 07 August 2023

TUR-2023-1-1/6

ISSN 1334-0557



# TOURIST ARRIVALS AND NIGHTS IN COMMERCIAL ACCOMMODATION, JUNE 2023

## In the first summer month of 2023, there were 2.7 million tourist arrivals and 13.2 million tourist nights

In June 2023, there were 2.7 million tourist arrivals and 13.2 million tourist nights in commercial accommodation establishments, which was 2.8% more tourist arrivals and 0.9% more tourist nights as compared to June 2022. The structure of tourist nights shows that 93.1% of nights were realised by foreign tourists and 6.9% by domestic tourists.

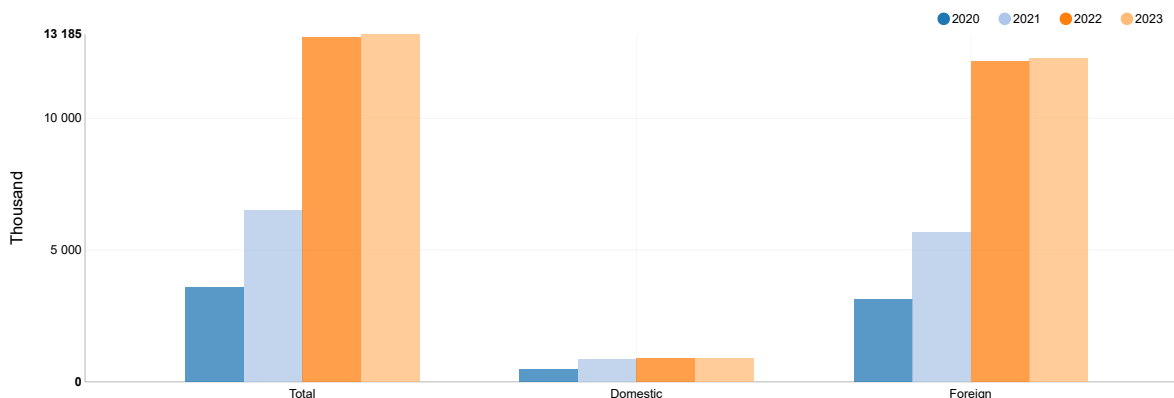
Domestic tourists realised 288 thousand arrivals and 905 thousand nights, which was 0.6% less tourist arrivals, but 0.1% more nights as compared to June 2022.

Foreign tourists realised 2.4 million arrivals and 12.3 million nights, which was 3.2% more arrivals and 0.9% more nights as compared to June 2022.

### Notice

Detailed monthly data are available on the website of the [Croatian Bureau of Statistics](#), under "PC-Axis databases", where it is possible to browse and print data in various forms. Databases are updated at the monthly basis.

## G-1 TOURIST NIGHTS IN JUNE, 2020 – 2023



## Tourists from Germany realised the most of all foreign tourist arrivals and nights recorded in June 2023

Although tourists from Germany realised 20.2% less tourist arrivals and 11.0% less tourist nights in June 2023 compared to June 2022, they kept the first place in the number of arrivals and nights realised in June 2023. Thus, in that period, they realised 474 thousand arrivals, which accounted for 19.4% of the total realised foreign tourist arrivals, and 3.7 million nights, which accounted for 30.1% of the total foreign tourist nights.

These were followed by tourists from Austria (10.5%), Slovenia (8.4%) Poland (8.2%), the Czech Republic (6.3%) and the United Kingdom (4.7%). All tourists from the above specified countries realised an increase in tourist nights in June 2023 compared to June 2022, with the exception of tourists from the Czech Republic who realised 5.2% less tourist nights in June this year compared to the same month last year.

## Most tourist nights were realised in the group Holiday and other short-stay accommodation

In June 2023, the highest number of tourist nights was realised in the group Holiday and other short-stay accommodation, as much as 6.2 million, which was 46.9% of the total number of realised tourist nights. Compared to June 2022, there were 1.0% more tourist nights realised in that group.

These were followed by the nights realised in the group Camping sites and camping grounds, as much as 3.6 million nights, which was 27.0% of the total tourist nights realised. This type of accommodation recorded a decrease in tourist nights of 2.0% compared to June 2022.

In the group Hotels and similar accommodation, tourists realised 3.4 million nights in June 2023, which was 26.1% of the total number of realised tourist nights. Compared to June 2022, there were 3.8% more tourist nights realised in that group.

## Crikvenica was the most popular destination for domestic tourists, while Rovinj was the first-choice destination of foreign tourists

In June 2023, the same as in June last year, domestic tourists realised the most nights in Crikvenica. These were followed by the nights realised in the City of Zagreb (34 thousand), Biograd na Moru (31 thousand), Mali Lošinj (30 thousand) and in Pula (25 thousand). In Crikvenica, domestic tourists realised 47 thousand nights, which was 9.7% less

nights than in June 2022. Most domestic tourist nights in Crikvenica were realised in rooms, apartments and summer houses, as much as 15 thousand, which accounted for 31.4% of the total realised domestic tourist nights.

Foreign tourists realised the most nights in June 2023 in Rovinj – Rovigno. These were followed by foreign tourist nights realised in Dubrovnik (524 thousand), Poreč – Parenzo (497 thousand), Medulin (392 thousand) and Umag – Umago (391 thousand). In Rovinj, foreign tourists realised 679 thousand nights, which was 3.4% less nights than in June 2022. Out of the total number of tourist nights realised in Rovinj, foreign tourists spent a half of their nights (50.5%) in camping sites, followed by nights realised in rooms, apartments and summer houses (23.2%) and in hotels (14.9%). German tourists realised in June 2023 the most foreign tourist nights in Rovinj, as much as 289 thousand of them, which accounted for 42.5% of the total foreign tourist nights.

#### One third of tourist nights in June 2023 was realised in the County of Istria

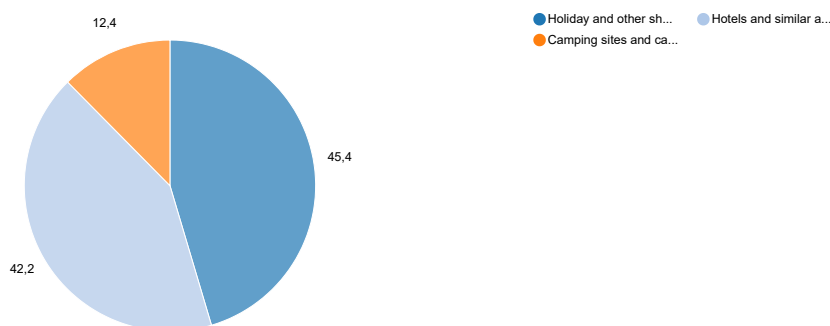
The County of Istria recorded the highest number of tourist nights in June 2023, as much as 4.5 million of them, which accounted for 34.4% of the total realised tourist nights in Croatia. In June 2023, domestic tourists realised 176 thousand nights, which was 12.4% nights more than in June 2022, while foreign tourists realised 4.4 million nights, which was a decrease in the foreign tourist nights of 2.5%.

The County of Split-Dalmatia followed with almost two times fewer tourist nights, that is, with 2.4 million tourist nights, which accounted for 18.4% of all realised tourist nights in Croatia. Compared to June 2022, the County of Split-Dalmatia recorded 4.9% more tourist nights.

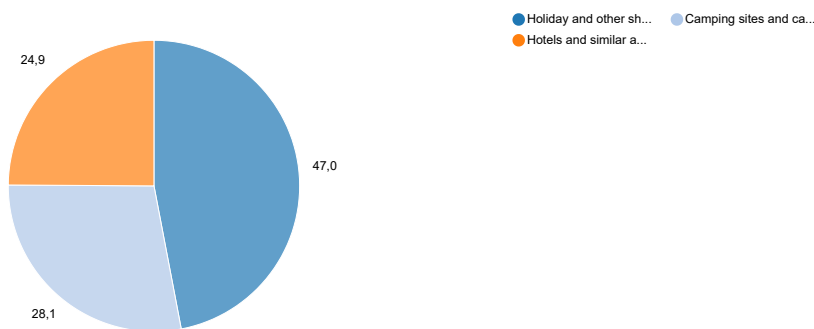
#### In June 2023, most tourist nights were realised by tourists aged 14 years

In June 2023, tourists aged 14 years realised the most nights, as much as 2.3 million of them (which accounted for 17.3% of the total tourist nights realised).

### G-2 STRUCTURE OF DOMESTIC TOURIST NIGHTS ACCORDING TO DIVISION 55 OF NKD 2007, JUNE 2023



### G-3 STRUCTURE OF FOREIGN TOURIST NIGHTS ACCORDING TO DIVISION 55 OF NKD 2007, JUNE 2023



#### In June 2023, the highest number of rooms and permanent beds were available in the group Holiday and other short-stay accommodation

In June 2023, there were 367 thousand rooms, apartments and camping sites available to tourists, with a total of 957 thousand permanent beds.

In the group Holiday and other short-stay accommodation, tourists had 202 thousand rooms, apartments and camping sites at their disposal (which was 55.1% of the total number of available rooms, apartments and camping sites), with a total of 535 thousand permanent beds (which was 55.9% of the total number of available permanent beds).

In the group Hotels and similar accommodation, tourists had 81 thousand rooms, apartments and camping sites at their disposal (which was 22.0% of the total number of available rooms, apartments and camping sites), with a total of 169 thousand permanent beds (which was 17.6% of the total number of available permanent beds). The average occupancy rate of rooms in June 2023 was 67.0% and of permanent beds it was 68.9%.

#### A total of 24.0 million tourist nights were realised in the first half-year of 2023

In the first six months of 2023, there were 6.4 million tourist arrivals and 24.0 million tourist nights recorded in commercial accommodation establishments, which was an increase of 17.3% in tourist arrivals and an increase of 10.5% in tourist nights compared to the same period of 2022.

Domestic tourists realised 1.2 million arrivals and 2.8 million nights in the first six months of 2023, which was an increase of 8.0% in tourist arrivals and an increase of 5.8% in tourist nights, as compared to the first six months of 2022.

Foreign tourists realised 5.2 million arrivals and 21.3 million nights in the same period, which was an increase of 19.5% in tourist arrivals and of 11.2% in tourist nights compared to the first six months of 2022. The most foreign tourist nights were realised by tourists from Germany, as much as 6 million of them (28.3%). Compared to the same period of 2022, German tourists realised 4.3% more nights.

These were followed by tourists from Austria (11.1%), Slovenia (9.3%), Poland (6.7%), the United Kingdom (5.2%), the Czech Republic (4.4%) and Italy (3.9%). All the above specified countries, except the Czech Republic, realised an increase in tourist nights in the first six months of 2023 compared to the same period of 2022.

## 1 TOURIST ARRIVALS AND NIGHTS

	Arrivals				Nights			
	VI 2023	I – VI 2023	Indices $\frac{VI\ 2023}{VI\ 2022}$	Indices $\frac{I - VI\ 2023}{I - VI\ 2022}$	VI 2023	I – VI 2023	Indices $\frac{VI\ 2023}{VI\ 2022}$	Indices $\frac{I - VI\ 2023}{I - VI\ 2022}$
Total	2 733 256	6 373 998	102,8	117,3	13 184 779	24 032 852	100,9	110,5
Domestic tourists	287 755	1 153 687	99,4	108,0	904 853	2 782 686	100,1	105,8
Foreign tourists	2 445 501	5 220 311	103,2	119,5	12 279 926	21 250 166	100,9	111,2

## 2 TOURIST ARRIVALS AND NIGHTS, BY COUNTIES, JUNE 2023

		Total	Domestic	Foreign	Indices VI 2023 VI 2022		
					Total	Domestic	Foreign
Republic of Croatia	Arrivals	2 733 256	287 755	2 445 501	102,8	99,4	103,2
	Nights	13 184 779	904 853	12 279 926	100,9	100,1	100,9
County of Zagreb	Arrivals	14 924	3 448	11 476	112,1	91,1	120,4
	Nights	25 619	6 486	19 133	111,1	93,6	118,6
County of Krapina-Zagorje	Arrivals	17 967	7 405	10 562	103,2	87,9	117,7
	Nights	34 839	16 036	18 803	104,8	93,4	117,0
County of Sisak-Moslavina	Arrivals	2 169	1 000	1 169	82,0	85,4	79,3
	Nights	4 689	2 194	2 495	83,4	89,8	78,4
County of Karlovac	Arrivals	42 000	4 093	37 907	114,8	83,1	119,7
	Nights	70 291	7 692	62 599	109,8	85,1	113,9
County of Varaždin	Arrivals	10 405	3 603	6 802	105,5	90,1	116,0
	Nights	22 587	8 271	14 316	106,7	94,8	115,1
County of Koprivnica-Križevci	Arrivals	1 950	1 016	934	83,7	86,5	80,8
	Nights	4 372	2 107	2 265	112,1	109,8	114,3
County of Bjelovar-Bilogora	Arrivals	2 505	1 649	856	118,8	120,3	116,1
	Nights	6 853	4 287	2 566	121,7	111,3	144,4
County of Primorje-Gorski kotar	Arrivals	452 896	60 194	392 702	97,4	101,0	96,9
	Nights	2 271 210	195 530	2 075 680	98,1	99,6	97,9
County of Lika-Senj	Arrivals	105 789	6 890	98 899	109,2	84,4	111,5
	Nights	419 155	21 533	397 622	105,0	86,0	106,3
County of Virovitica-Podravina	Arrivals	1 811	1 285	526	115,1	116,5	111,7
	Nights	3 897	2 928	969	114,1	115,1	111,1
County of Požega-Slavonia	Arrivals	2 386	1 714	672	122,9	123,6	121,1
	Nights	5 854	4 295	1 559	93,8	88,6	112,1
County of Slavonski Brod-Posavina	Arrivals	3 830	1 520	2 310	108,0	108,8	107,5
	Nights	6 027	2 519	3 508	105,3	105,9	104,9
County of Zadar	Arrivals	257 989	33 013	224 976	102,1	95,5	103,1
	Nights	1 374 381	133 265	1 241 116	100,0	96,8	100,3
County of Osijek-Baranja	Arrivals	11 667	6 827	4 840	101,4	101,7	101,0
	Nights	23 572	12 715	10 857	105,9	107,3	104,3
County of Šibenik-Knin	Arrivals	114 036	17 138	96 898	93,9	85,9	95,5
	Nights	597 705	64 269	533 436	94,8	91,9	95,1
County of Vukovar-Sirmium	Arrivals	7 440	5 761	1 679	87,8	82,0	116,0
	Nights	12 042	8 993	3 049	93,7	90,7	104,0
County of Split-Dalmatia	Arrivals	509 173	37 947	471 226	109,0	96,7	110,1
	Nights	2 420 851	134 757	2 286 094	104,9	96,4	105,4
County of Istria	Arrivals	766 331	53 473	712 858	95,6	112,1	94,6
	Nights	4 532 240	175 750	4 356 490	98,0	112,4	97,5
County of Dubrovnik-Neretva	Arrivals	276 751	16 717	260 034	117,7	104,0	118,7
	Nights	1 093 518	57 118	1 036 400	110,7	101,2	111,3
County of Međimurje	Arrivals	8 819	4 535	4 284	107,3	103,3	112,0
	Nights	20 774	10 272	10 502	105,8	102,8	108,9
City of Zagreb	Arrivals	122 418	18 527	103 891	123,0	106,8	126,4
	Nights	234 303	33 836	200 467	114,9	109,2	115,9

### NOTES ON METHODOLOGY

#### The purpose of the statistical survey

The purpose of the statistical survey Tourist Arrivals and Nights is to monitor the tourist activity realised in commercial accommodation establishments and to provide internationally comparable data in accordance with European standards for tourism statistics. The results of this survey ensure the basic indicators necessary for the analysis of tourism in the Republic of Croatia. The basic indicators are the following: tourist arrivals and nights by country of residence, types of accommodation establishments, tourists by sex and age groups, mode of arrival as well as the number of rooms and permanent beds.

#### Legal basis

The survey is implemented on the basis of the Official Statistics Act (NN, No. 25/20) and the Regulation (EU) No. 692/2011 of the European Parliament and of the Council of 6 July 2011 concerning European statistics on tourism.

## Observation units

The observation units are all legal entities and natural persons that provide overnight accommodation services, as well as natural persons who provide hospitality services in households and on private family farms.

The Hospitality and Catering Industry Act (NN, Nos 85/15, 121/16, 99/18, 25/19, 98/19, 32/20, 42/20 and 126/21) defines the manner and conditions under which legal entities and natural persons can provide overnight accommodation in an accommodation establishment.

## Sources and methods of data collection

The data source for the statistical survey on tourism activity (the number of tourist arrivals and nights) and accommodation establishments is the eVisitor system. The Croatian Bureau of Statistics takes over the data from the administrative source eVisitor system from the Croatian National Tourist Board on a monthly basis and further processes them statistically. Monthly data are downloaded on the seventh day of the month for the previous month.

All legal entities and natural persons that provide overnight accommodation services in an accommodation establishment, as well as natural persons who provide hospitality services in households and on private family farms, according to the Ordinance on the eVisitor system (NN, No. 43/20), check in and check out tourists via the eVisitor system, as the central electronic system for checking in and checking out tourists in the Republic of Croatia.

## Coverage and comparability

This statistical survey covers accommodation establishments that are categorised in the groups Hotels, Camping sites and Other accommodation establishments pursuant to the Hospitality and Catering Industry Act (NN, Nos 85/15, 121/16, 99/18, 25/19, 98/19, 32/20, 42/20 and 126/21). The Minister of Tourism prescribes the types of accommodation establishments within these groups in an ordinance.

According to the Ordinance on the Classification, Categorisation and Special Standards of Accommodation Establishments in the group Hotels (NN, Nos 56/16 and 120/19), the types of accommodation establishments are the following: hotels, heritage hotels, all-suite hotels, integral hotels, diffuse hotels, special-standard hotels, spa-type accommodation, tourist resorts, tourist apartments, boarding houses and guest houses.

According to the Ordinance on the Classification and Categorisation of Accommodation Establishments in the group Camping sites (NN, Nos 75/08, 54/16, 68/19 and 120/19), the types of accommodation establishments are the following: camping sites, glamping, small camps and quickstop camping.

According to the Ordinance on the Classification and Categorisation of Accommodation Establishments in the group Other accommodation establishments (NN, Nos 54/16 and 69/17), the types of accommodation establishments are the following: rooms, apartments, studio-type suites, holiday houses, overnight accommodations, vacation establishments for children, hostels, mountain lodges, hunting lodges, pupils' homes or students' homes or akademis and Robinson-type accommodation establishments.

According to the Ordinance on the Classification and Categorisation of Establishments Providing Hospitality and Catering Services in Households (NN, Nos 9/16, 54/16, 61/16, 69/17 and 120/19), accommodation establishments in households are the following: rooms, suites, studio-type suites, holiday houses, camping sites, quickstop camping and Robinson-type accommodation (quickstop camping – Robinson-type accommodation).

According to the Ordinance on the Classification and Categorisation of Establishments Providing Hospitality and Catering Services on Private Family Farms (NN, Nos 54/16, 69/17 and 120/19), these are the following: rooms, suites, rural holiday houses, camping sites, quickstop camping and Robinson-type accommodation (quickstop camping – Robinson-type accommodation).

Pursuant to Article 29 of the Hospitality and Catering Industry Act (NN, Nos 85/15, 121/16, 99/18, 25/19, 98/19, 32/20, 42/20 and 126/21), this statistical survey also covers organised off-site camping sites. During sports, scout, cultural/artistic and similar events as well as during organised trips in canoes and similar vessels on sea, rivers and lakes, or by bikes etc., organised off-site camping is allowed on spaces provided for it.

This statistical survey also covers the following establishments providing accommodation services: spas, inns offering accommodation services and uncategorised establishments.

Pursuant to the Regulation (EU) No. 692/2011 of the European Parliament and of the Council of 6 July 2011 concerning European statistics on tourism, data on tourist arrivals and nights in the Republic of Croatia according to the NKD 2007, division 55, groups 55.1 Hotels and similar accommodation, 55.2 Holiday and other short-stay accommodation and 55.3 Camping sites and camping grounds are submitted to the Eurostat on a monthly basis. Data submitted for the group 55.1 Hotels and similar accommodation also include information on occupancy rates of permanent beds and rooms (net). The mentioned data are published on the Eurostat's website <http://ec.europa.eu/eurostat> and are comparable to EU Member States data.

Pursuant to the Decision of the Government of the Republic of Croatia on the Introduction of Temporary Protection in the Republic of Croatia for Displaced Persons from Ukraine of 7 March 2022, the citizens of Ukraine are granted temporary protection in accordance with the Act on International and Temporary Protection (NN, Nos 70/15 and 127/17). Persons from Ukraine who have not requested temporary protection in the Republic of Croatia use the service of accommodation in a short-stay accommodation establishment and pay for the accommodation service. Therefore, they are registered in the eVisitor system and are considered tourists.

**The data do not include non-commercial tourist traffic** (the stay of owners and their relatives and friends in apartments and holiday houses as well as of tourists in other establishments where accommodation service is not charged, e.g., when they are accommodated by citizens of a tourist town/municipality). Non-commercial tourist traffic is covered by a separate statistical survey.

## Confidentiality

Aggregate data for which there are reasons for keeping their confidentiality in line with the Official Statistics Act (NN, No. 25/20) and with the Regulation (EC) No. 223/2009 of the European Parliament and of the Council of 11 March 2009 on European statistics are treated as confidential and are not published.

## Definitions

**Tourism** means the activity of visitors taking a trip to or staying in a main destination outside their usual environment for less than a year, for the purposes of leisure, business or other personal purposes other than to be employed by a resident entity in the place visited.

**eVisitor** is the central electronic system for checking in and checking out tourists that serves to link all tourist boards in the Republic of Croatia. It is available via internet with no need for any additional software installations.

The tourist registry in the eVisitor system is kept separately for each individual legal entity and natural person offering accommodation services as part of the hospitality and catering activity (boarding houses, hotels, hostels, etc.), or on a sea vessel as part of the nautical tourism (charter, cruising), as well as accommodation services in households and rural households.

Checking in and checking out the tourists who are entered into the eVisitor system is authorised on the basis of a secure access to the eVisitor authentication protocol which ensures the conditions for a safe and correct electronic check-in and check-out.

Establishing and running the eVisitor system is the responsibility of the Croatian National Tourist Board (CNTB).

**CNTB** is a national tourist organisation founded in order to create and promote the identity and reputation of the Croatian tourism, to plan and implement a common strategy and concept of its promotion, to propose and perform the promotional activities of mutual interest for all entities in tourism in the country and abroad, as well as to raise the overall quality of the entire tourist offer in the Republic of Croatia. The head office of the CNTB is situated in Zagreb. The duties of the President of the Croatian National Tourist Board are undertaken by the Minister of Tourism.

**Tourist** is any person who, outside his/her place of usual residence, spends at least one night in a hotel or some other tourist accommodation establishment for reasons of rest, recreation, health, study, sport, religion, family, business, public missions or meetings. Excluded are persons residing at a place for longer than 12 consecutive months, persons whose main reason for visiting is an activity that is financed from the place of visit, persons who travel to their work place or an education institution on a daily or weekly basis, persons coming into or going out of the country as migrants, frontier workers, diplomats, consular representatives and military force members on their regular duties, displaced persons, nomads and persons in transit.

**Domestic tourist** is any person permanently residing in the Republic of Croatia who spends at least one night in a hotel or some other tourist accommodation establishment outside his/her place of permanent residence.

**Foreign tourist** is any person permanently residing outside the Republic of Croatia who temporarily resides in the Republic of Croatia and who spends at least one night in a hotel or some other tourist accommodation establishment.

**Tourist arrival** is the number of persons (tourists) who were registered and stayed overnight in an accommodation establishment. Consequently, in case tourists change the accommodation establishment they stay in, they are re-registered, which results in data ambiguity. Statistics thus registers the number of tourist arrivals and not the number of tourists.

**Tourist nights** refer to every registered overnight stay of a person (tourist) in an accommodation establishment.

**Residence** is the place where a person settles with the intention of a permanent stay.

**Age group of tourists** is presented according to the years of age at the time of stay in a tourist accommodation establishment.

**Accommodation capacities** are presented as the number of rooms, apartments and camping sites, and the number of permanent beds. The application of the Regulation (EU) No. 692/2011 of the European Parliament and of the Council of 6 July 2011 concerning European statistics on tourism means that the capacity of an accommodation establishment presented is taken over from the month when it reached its maximum.

**Permanent beds** are those that are regularly available to guests.

**Occupancy rate of permanent beds (net)** in the reference period is obtained by dividing the total number of nights by the number of beds on offer and the number of days when the beds are actually available for use during the reference period. The data is expressed as a percentage.

**Occupancy rate of bedrooms (net)** in the reference period is obtained by dividing the total number of bedrooms used during the reference period by the number of bedrooms available for use during the reference period. The data is expressed as a percentage.

**Division 55 of the NKD 2007** includes the provision of short-stay accommodation services to tourists. Particular units may only provide accommodation services, while others may combine the services of accommodation, catering and/or recreation equipment. Tourist accommodation establishments listed in this division are broken down into four groups.

Group 55.1 Hotels and similar accommodation includes the following types of accommodation establishments: hotels, heritage hotels, all-suite hotels, integral hotels, diffuse hotels, spa-type accommodation, special standard hotels, tourist resorts, tourist apartments, boarding houses and guest houses.

Group 55.2 Holiday and other short-stay accommodation includes rooms, apartments, studio-type suites, summer houses, rural summer houses, hostels, spas, overnight accommodation, vacation establishments for children, inns offering accommodation services, mountain lodges, hunting lodges, pupils' homes or students' homes and Robinson-type accommodation establishment.

Group 55.3 Camping sites and camping grounds include camping sites, glamping, small camps, quickstop camping, quickstop camping in households – Robinson-type accommodation, quickstop camping on private family farms – Robinson-type accommodation, and organised off-site camping sites.

Group 55.9 Other accommodation includes uncategorised establishments.

#### **Territorial constitution**

Data by counties, cities and municipalities are given by the territorial constitution according to the Act on County, City and Municipality Areas in the Republic of Croatia (NN, Nos 86/06, 125/06, 16/07, 95/08, 46/10, 145/10, 37/13, 44/13, 45/13 and 110/15).

#### **Abbreviations**

EU	European Union
Eurostat	Statistical Office of the European Union
NKD 2007	National Classification of Activities, 2007 version
NN	Narodne novine, official gazette of the Republic of Croatia
USA	United States of America

#### **Published by the Croatian Bureau of Statistics, Zagreb, Ilica 3, P. O. B. 80**

Phone: (+385 1) 48 06 111

Press corner: [press@dzs.hr](mailto:press@dzs.hr)

Persons responsible:

Edita Omerzo, Director of Spatial Statistics Directorate

Lidija Brković, Director General

Prepared by:

Ivana Brozović and Jasna Perko

#### **USERS ARE KINDLY REQUESTED TO STATE THE SOURCE.**

Customer Relations and Data Protection Department

Information and user requests

Phone: (+385 1) 48 06 138, 48 06 154

E-mail: [stat.info@dzs.hr](mailto:stat.info@dzs.hr)

Subscription

Phone: (+385 1) 48 06 115

E-mail: [prodaja@dzs.hr](mailto:prodaja@dzs.hr)