



## CONSTRUCTION WORKS, 2021.

### Annual Report on Construction Works in the Republic of Croatia, Legal Entities Employing Five or More Persons<sup>1)</sup>

In 2021, legal entities employing five or more persons engaged in construction activities had on average 12.3% more workers on sites and 12.7% more working hours done on sites than in 2020.

In 2021, the value of construction works done by workers on sites increased by 16.8%, as compared to 2020.

By types of constructions, 49.6% of the total works were done on buildings and 50.4% on civil engineering works.

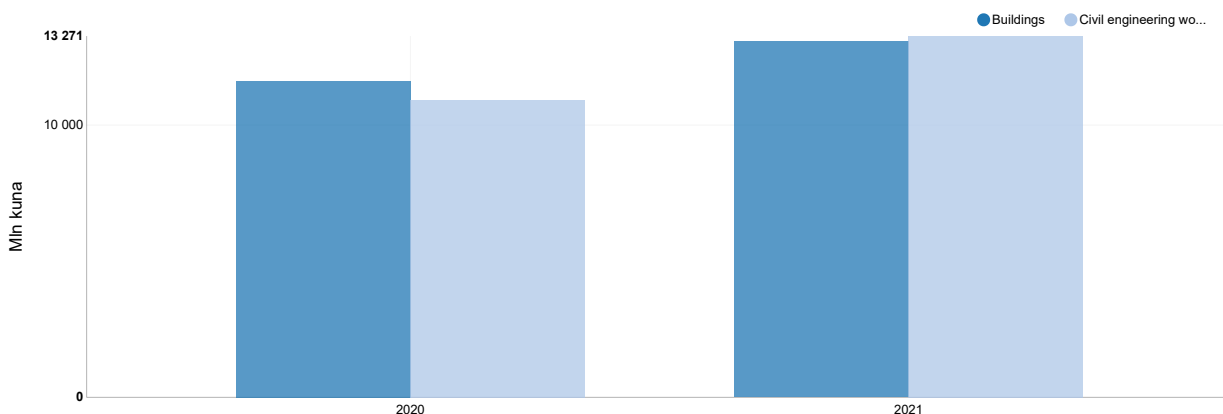
By types of works, 60.4% of the total works were done on new constructions and 39.6% on reconstructions, adaptations, repairs and maintenance works.

1) Construction works done with own workers (without sub-contractor works).

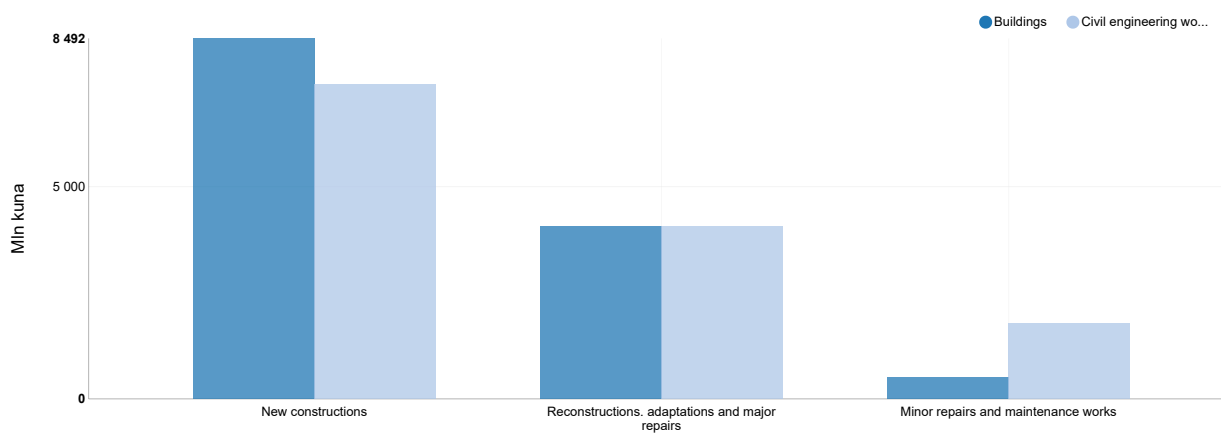
#### 1 CONSTRUCTION WORKS, LEGAL ENTITIES EMPLOYING FIVE OR MORE PERSONS

	Average number of workers on sites	Hours done on sites, '000 hours	Value of construction works done, thousand kuna				
			Total	By types of constructions		By types of works	
				Buildings	Civil engineering works	New constructions	Other works
2020	50 028	93 143	22 555 348	11 626 878	10 928 470	12 669 921	9 885 427
2021	56 179	104 971	26 339 005	13 068 140	13 270 865	15 910 330	10 428 675
Indices 2021 2020	112,3	112,7	116,8	112,4	121,4	125,6	105,5

#### G-1 VALUE OF CONSTRUCTION WORKS DONE, BY TYPES OF CONSTRUCTIONS, 2020 AND 2021



## G-2 VALUE OF CONSTRUCTION WORKS DONE, BY TYPES OF WORKS, 2021



## 2 VALUE OF CONSTRUCTION WORKS DONE, BY TYPES OF CONSTRUCTIONS, 2021

	Total	Value of construction works done, by types of constructions							
		Buildings			Civil engineering works				
		Total	Residential	Non-residential	Total	Transport infrastructure	Pipelines, communication and electricity lines	Complex constructions on industrial sites	Other civil engineering works
Value of construction works done, thousand kuna	26 339 005	13 068 140	5 268 771	7 799 369	13 270 865	7 922 636	4 248 193	718 110	381 926
Composition, %	100,0	49,6	20,0	29,6	50,4	30,1	16,1	2,7	1,5
Indices, 2020 = 100	116,8	112,4	119,3	108,1	121,4	117,3	126,9	155,6	104,0

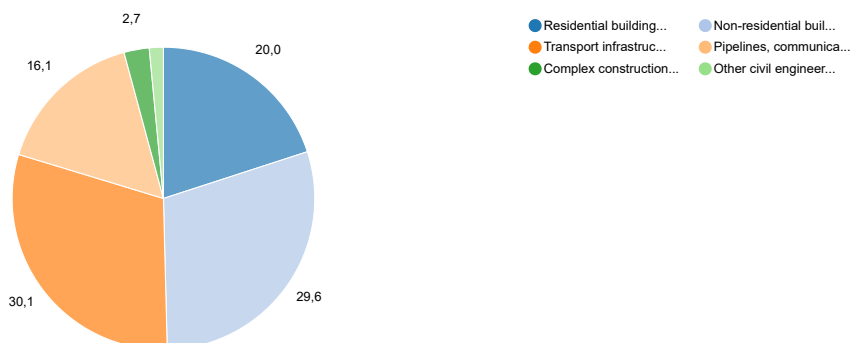
## 3 VALUE OF CONSTRUCTION WORKS DONE, BY TYPES OF WORKS, 2021

	Total	Value of construction works done, by types of works		
		New constructions	Other works	
			Reconstructions, adaptations and major repairs	Minor repairs and maintenance works
Thousand kuna	26 339 005	15 910 330	8 141 488	2 287 187
Composition, %	100,0	60,4	30,9	8,7
Indices, 2020 = 100	116,8	125,6	107,3	99,6

### Types of works, by types of constructions, thousand kuna

On buildings	13 068 140	8 492 124	4 069 189	506 827
Residential buildings	5 268 771	4 138 644	967 563	162 564
Non-residential buildings	7 799 369	4 353 480	3 101 626	344 263
On civil engineering works	13 270 865	7 418 206	4 072 299	1 780 360
Transport infrastructure	7 922 636	3 571 005	2 850 454	1 501 177
Pipelines, communication and electricity lines	4 248 193	3 114 540	924 683	208 970
Complex construction on industrial sites	718 110	431 801	228 315	57 994
Other civil engineering works	381 926	300 860	68 847	12 219

### G-3 VALUE OF CONSTRUCTION WORKS DONE, BY TYPES OF CONSTRUCTIONS, 2021



### 4 VALUE OF CONSTRUCTION WORKS DONE, ACCORDING TO NKD 2007.<sup>1)</sup>, 2021

Divisions and groups in section F Construction	Value of construction works done with own workers			
	By activity of enterprises or parts thereof		By types of works	
	Thousand kuna	Composition, %	Thousand kuna	Composition, %
Total	26 339 005	100,0	26 339 005	100,0
Construction of buildings	8 830 522	33,5	6 634 584	25,2
Development of building projects	136 238	0,5	59 589	0,2
Construction of residential and non-residential buildings	8 694 284	33,0	6 574 995	25,0
Civil engineering	10 298 110	39,1	12 311 987	46,7
Construction of roads and railways	5 979 111	22,7	6 672 855	25,3
Construction of utility projects	2 674 438	10,2	4 195 058	15,9
Construction of other civil engineering projects	1 644 561	6,2	1 444 074	5,5
Specialised construction activities	7 210 373	27,4	7 392 434	28,1
Demolition and site preparation	755 444	2,9	709 807	2,7
Electrical, plumbing and other construction installation activities	4 100 640	15,6	3 517 340	13,4
Building completion and finishing	1 400 151	5,3	2 153 681	8,2
Other specialised construction activities	954 138	3,6	1 011 606	3,8

1) Decision on the National Classification of Activities – NKD 2007. (NN, Nos 58/07 and 72/07).

## 5 VALUE OF CONSTRUCTION WORKS DONE, BY COUNTIES, 2021

Thousand kuna

County of	Total	Buildings		Civil engineering works			
		Residential buildings	Non-residential buildings	Transport infrastructure	Pipelines, communication and electricity lines	Complex constructions on industrial sites	Other civil engineering works
Republic of Croatia	26 339 005	5 268 771	7 799 369	7 922 636	4 248 193	718 110	381 926
Zagreb	2 718 999	386 193	1 021 269	587 780	663 713	53 562	6 482
Krapina-Zagorje	483 467	34 586	241 245	125 022	63 784	6 125	12 705
Sisak-Moslavina	849 474	61 441	176 170	275 919	271 688	53 128	11 128
Karlovac	458 132	67 354	118 118	210 964	45 073	14 698	1 925
Varaždin	747 622	131 146	239 427	188 402	168 616	19 007	1 024
Koprivnica-Križevci	504 389	10 926	138 435	277 158	72 103	5 003	764
Bjelovar-Bilogora	597 363	41 719	273 417	190 905	76 151	12 383	2 788
Primorje-Gorski kotar	2 035 215	389 158	634 863	662 799	221 624	91 258	35 513
Lika-Senj	583 235	45 840	104 181	118 686	104 556	192 832	17 140
Virovitica-Podravina	386 906	17 287	69 022	114 787	172 806	12 634	370
Požega-Slavonia	228 062	12 288	59 912	78 616	70 000	3 236	4 010
Slavonski Brod-Posavina	460 954	52 450	165 273	198 419	36 560	6 203	2 049
Zadar	1 298 178	367 269	296 294	275 086	296 911	18 763	43 855
Osijek-Baranja	1 600 566	160 687	404 137	675 686	289 844	22 060	48 152
Šibenik-Knin	758 331	144 187	209 384	207 879	163 222	22 974	10 685
Vukovar-Sirmium	676 365	52 663	178 976	272 746	158 053	4 905	9 022
Split-Dalmatia	2 612 000	817 801	751 944	620 125	369 949	20 329	31 852
Istria	2 124 320	467 475	762 775	577 340	221 054	36 052	59 624
Dubrovnik-Neretva	2 102 028	261 034	180 273	1 479 951	140 274	25 955	14 541
Međimurje	638 913	101 062	154 053	147 335	189 759	26 898	19 806
City of Zagreb	4 400 435	1 646 205	1 620 201	608 960	408 140	68 438	48 491
Unclassified <sup>1)</sup>	74 051	-	-	28 071	44 313	1 667	-

1) Construction spreading out to territories of two or more counties.

## NOTES ON METHODOLOGY

### Sources and methods of data collection

Data on construction presented in this First Release are collected through reporting methods using the Annual Report on Construction Works (GRAD-12 form).

### Coverage and comparability

The Annual Report on Construction Works is collected for legal entities and parts thereof employing five or more persons classified in the Register of Legal Entities according to the National Classification of Economic Activities under section F – Construction.

Coverage of construction activities is harmonised with section F – Construction in the NKD 2007. (NN, Nos 58/07 and 72/07) and data on types of constructions are classified according to the Classification of Types of Constructions – KVG (NN, No. 11/98). This Classification is harmonised with classifications prescribed by the Statistical Office of the European Communities (NACE Rev. 2, Classification of Types of Constructions – CC, final version).

Data refer to all construction works done on the territory of the Republic of Croatia.

### Definitions

Value of construction works done is presented in current prices and includes work really done during the reporting year, irrespective of whether they are paid for or not.

Value of construction works done includes the value of work, building material, complete units and structures, propulsion material and electricity, expenses of using construction machinery and equipment and other expenses relating to the work.

Value of construction works done excludes works subcontracted to others in order to avoid the duplicity in presenting works, value added tax, costs of purchase of the land, project cost, surveying of land and supervising of services.

**Constructions** are structures connected with the ground, for which construction works are carried out, and which are made of construction materials and components.

**Buildings** are permanent constructions covered with roof and closed with outer walls. They are built as separate useful units that protect from weather and other conditions, intended for dwelling, performing of a certain activity or for placing and keeping of animals, goods, equipment used in various industrial activities and services etc. Buildings are also constructions covered with roof but without (all) walls, e.g. porches, and underground constructions, e.g. underground shelters, underground garages, underground shopping centres and other business premises in subways etc.

**Residential buildings** are constructions in which 50% or more of useful floor area is intended for dwelling purposes.

**Non-residential buildings** are constructions without a dwelling area, or in which less than 50% of the overall useful floor area is used for dwelling purposes.

**Civil engineering works** are all constructions not classified under buildings, e.g., roads, railways, pipelines, bridges, dams, constructions intended for sport and recreation, etc.

**New construction works** include building of a new construction on sites where either no construction existed before, or it existed, but was removed. It also includes complete reconstruction of buildings (ruined in war, elementary disasters, old age etc.) of which only facades are retained but internal ceilings and walls are entirely fallen in.

**Reconstructions and adaptations** include construction works that essentially change the structure of an existing construction in order to increase its capacity or achieve better quality of construction, to adjust it to a new purpose, extend its expected life span etc.

Value of extensions and additional construction works are presented together with works on new constructions if the new residential or business entirety is concerned.

**Major repairs** are construction works that comprise renewal (replacement) of significant dilapidated parts of a construction without changing its structural system, size, capacity, use or the arrangement of rooms.

**Minor repairs and maintenance works** are construction works performed periodically in order to maintain the usable condition of a construction.

#### Abbreviations

mln	million
NACE	Statistical Classification of Economic Activities in the European Community
NKD 2007.	National Classification of Activities, 2007 version
NN	Narodne novine, official gazette of the Republic of Croatia
'000	thousand

#### Symbols

- no occurrence

**Published by the Croatian Bureau of Statistics, Zagreb, Ilica 3, P. O. B. 80**

Phone: (+385 1) 48 06 111

Press corner: [press@dzs.hr](mailto:press@dzs.hr)

Persons responsible:

Milenka Primorac Čačić, Director of Business Statistics Directorate

Lidija Brković, Director General

Prepared by:

Srećko Palej and Ana Šuler Sinković

**USERS ARE KINDLY REQUESTED TO STATE THE SOURCE.**

Customer Relations and Data Protection Department

Information and user requests

Phone: (+385 1) 48 06 138, 48 06 154

E-mail: [stat.info@dzs.hr](mailto:stat.info@dzs.hr)

Subscription

Phone: (+385 1) 48 06 115

E-mail: [prodaja@dzs.hr](mailto:prodaja@dzs.hr)