

First Release

Year: LX.

Zagreb, 21 December 2023

KUL-2023-2-1

ISSN 1334-0557



ARTISTIC PRODUCTION AND LIVE PERFORMANCES, 2022/2023 SEASON

Performing arts

In the season from 1 September 2022 to 31 August 2023, a total of 155 theatres operated, which was 15 theatres more than in the previous season. A part of professional theatres had permanent scenes, either in-house ones or those located somewhere else. Therefore, along with 90 professional theatres, there were six operating permanent scenes and 31 professional children's theatres, out of which ten were puppet theatres. There were also 34 active amateurs' theatres. A gradual return of visitors to theatres continues, thus leading to an increase in the number of active theatres.

Return of plays and visitors to theatres

A total of 11 277 plays were performed in Croatia and abroad, which is 18% more than in the previous season. The plays in the Republic of Croatia and abroad were attended by 1 795 958 visitors, which is an increase of 36% compared to the 2021/2022 season. A total of 1 688 titles were performed in all theatres. Out of that, 1 098 titles, or 65%, were created by domestic authors. As from this season, the number of premieres is recorded separately. There were 476 premieres, of which 326 were titles of domestic authors.

Professional theatres for all ages performed 23% more plays in Croatia and abroad, and had 39% more visitors than in the previous season.

Amateurs' theatres performed 139 titles, of which 117 were created by domestic authors and 56 were premieres. A total of 488 plays were performed for 69 564 visitors in Croatia and abroad.

Professional children's theatres performed 619 titles, which is 46% more than in the previous season, and 4 480 plays in Croatia and abroad for 520 250 youngest visitors.

Improving the methodology of theatres according to the type of live performances and in accordance with Eurostat guidelines and practices of other EU Member States leads to a better insight into contemporary theatre practices. In addition to traditional theatre types, contemporary dance and movement, contemporary circus and multimedia performances can also be monitored now. This breakdown significantly reduced the share of other unclassified content.

Concert season for professional ensembles, orchestras and choirs

In the 2022/2023 season, 37 professional orchestras and ensembles operated, out of which six were symphony and large orchestras, seven chamber orchestras and 24 chamber ensembles. A total of 649 concerts, performances and festivities were performed, which were attended by 209 561 visitors.

Compared to the 2021/2022 season, the number of performed concerts increased by 12% and their attendance by 28%.

The professional choir performed 25 concerts, that is, one concert more than in the previous season. They were attended by 10 800 visitors, that is, 29% more than in the 2021/2022 season.

LADO – National Folk Dance Ensemble of Croatia performed 77 concerts or performances, which is five concerts more than in the previous season. They were attended by 49 950 visitors, that is, 2% more than in the 2021/2022 season.

Increase of performing arts' tours abroad

The number of tours abroad of Croatian theatres, ensembles and orchestras continues to increase in this season. The number of visitors to the plays performed by professional theatres abroad increased by 16% in the 2022/2023 season compared to the 2021/2022 season. There were also 42% more visitors to the plays performed by children's theatres and 18% more visitors to amateurs' theatres on tours outside the Republic of Croatia. The number of visitors to concerts abroad performed by professional orchestras and ensembles also increased compared to the 2021/2022 season, by 59%.

1 THEATRES

1.1 NUMBER OF THEATRES AND SEATS, EMPLOYEES, AMATEUR MEMBERS, CHILDREN, 2022/2023 SEASON

	Number of theatres	Number of seats	Employees		Amateurs		Children	Other staff	Personnel working on contractual basis
			Total	Of that, artists	Total	Of that, artists			
Total	155	23 058	2 684	1 443	555	526	892	24	3 732
Men	:	:	1 377	744	201	181	135	8	1 966
Women	:	:	1 307	699	354	345	757	16	1 766
Professional theatres	90	13 748	2 305	1 249	95	95	349	24	3 084
Professional children's theatres	31	2 838	306	159	10	9	160	-	561
Amateurs' theatres	34	6 472	73	35	450	422	383	-	87

1.2 TITLES PERFORMED, BY AUTHOR'S ORIGIN, PLAYS AND ATTENDANCE, 2022/2023 SEASON

	Author's origin	Titles performed	Of that, premieres	Operation of theatres in Republic of Croatia				Tours abroad	
				Plays		Attendance		Plays	Attendance
				Total	On tours	Total	On tours		
Total	All	1 688	476	10 982	4 330	1 732 458	605 035	295	63 500
	Domestic	1 096	326	7 947	3 677	1 038 022	467 877	186	32 917
Professional theatres	All	928	351	6 082	2 243	1 153 594	393 318	227	52 550
	Domestic	585	223	4 159	1 766	630 499	287 798	135	24 667
Professional children's theatres	All	621	69	4 436	1 922	514 000	189 390	44	6 250
	Domestic	394	55	3 390	1 769	352 488	160 902	31	4 570
Amateurs' theatres	All	139	56	464	165	64 864	22 327	24	4 700
	Domestic	117	48	398	142	55 035	19 177	20	3 680

1.3 TITLES PERFORMED, PLAYS AND ATTENDANCE, 2022/2023 SEASON

	Author's origin	Total	Titles performed by genre									
			Drama	Comedy	Opera, operetta and musical	Ballet	Contemporary dance and movement	Contemporary circus	Children's play	Puppet show	Multimedia/combined show	Other
Total												
Titles performed	All	1 688	258	226	52	34	111	4	651	221	32	99
	Premieres	476	97	80	22	11	51	2	118	32	19	44
	Domestic	1 098	155	144	11	6	94	4	425	179	31	49
	Premieres	326	57	46	8	1	42	2	104	26	18	22
	Foreign	590	103	82	41	28	17	-	226	42	1	50
	Premieres	150	40	34	14	10	9	-	14	6	1	22
Plays	All	11 275	1 279	2 087	215	184	278	23	3 990	2 759	93	369
	Domestic	8 131	753	1 419	66	25	210	23	2 956	2 315	92	274
	Foreign	3 144	526	668	149	159	68	-	1 034	444	1	95
Attendance	All	1 795 758	212 460	474 367	128 985	87 679	19 998	2 395	532 524	277 030	6 676	53 844
	Domestic	1 070 719	121 329	313 109	19 776	6 916	9 627	2 395	363 548	200 643	6 476	27 100
	Foreign	725 039	91 131	161 258	109 209	80 763	10 371	-	168 976	76 387	200	26 744
Professional theatres												
Titles performed	All	928	235	175	51	31	110	4	151	53	29	89
	Premieres	351	83	57	21	10	50	2	60	9	16	43
	Domestic	587	137	101	10	4	93	4	123	47	28	40
	Premieres	223	47	27	7	-	41	2	54	9	15	21
	Foreign	341	98	74	41	27	17	-	28	6	1	49
	Premieres	128	36	30	14	10	9	-	6	-	1	22
Plays	All	6 309	1 198	1 877	211	177	274	23	1 410	711	83	345
	Domestic	4 294	689	1 239	62	20	206	23	1 062	658	82	253
	Foreign	2 015	509	638	149	157	68	-	348	53	1	92
Attendance	All	1 206 144	204 694	444 006	128 504	86 135	19 748	2 395	205 202	59 390	5 676	50 394
	Domestic	655 166	115 357	287 764	19 295	5 982	9 377	2 395	133 096	52 654	5 476	23 770
	Foreign	550 978	89 337	156 242	109 209	80 153	10 371	-	72 106	6 736	200	26 624
Professional children's theatres												
Titles performed	All	621	1	4	1	2	-	-	447	163	2	1
	Premieres	69	-	1	1	1	-	-	43	21	2	-
	Domestic	394	1	4	1	2	-	-	256	127	2	1
	Premieres	55	-	1	1	1	-	-	35	15	2	-
	Foreign	227	-	-	-	-	-	-	191	36	-	-
	Premieres	14	-	-	-	-	-	-	8	6	-	-
Plays	All	4 480	8	23	4	5	-	-	2 399	2 033	7	1
	Domestic	3 421	8	23	4	5	-	-	1 731	1 642	7	1
	Foreign	1 059	-	-	-	-	-	-	668	391	-	-
Attendance	All	520 250	750	4 645	481	934	-	-	296 930	215 770	700	40
	Domestic	357 058	750	4 645	481	934	-	-	203 389	146 119	700	40
	Foreign	163 192	-	-	-	-	-	-	93 541	69 651	-	-
Amateurs' theatres												
Titles performed	All	139	22	47	-	1	1	-	53	5	1	9
	Premieres	56	14	22	-	-	1	-	15	2	1	1
	Domestic	117	17	39	-	-	1	-	46	5	1	8
	Premieres	48	10	18	-	-	1	-	15	2	1	1

	Foreign	22	5	8	-	1	-	-	7	-	-	1
	Premieres	8	4	4	-	-	-	-	-	-	-	-
Plays	All	488	73	187	-	2	4	-	181	15	3	23
	Domestic	418	56	157	-	-	4	-	163	15	3	20
	Foreign	70	17	30	-	2	-	-	18	-	-	3
Attendance	All	69 564	7 016	25 716	-	610	250	-	30 392	1 870	300	3 410
	Domestic	58 695	5 222	20 700	-	-	250	-	27 063	1 870	300	3 290
	Foreign	10 869	1 794	5 016	-	610	-	-	3 329	-	-	120

1.4 TITLES PERFORMED, PLAYS AND ATTENDANCE ON TOURS ABROAD, 2022/2023 SEASON

	Professional theatres			Professional children's theatres			Amateurs' theatres		
	Titles performed	Plays	Attendance	Titles performed	Plays	Attendance	Titles performed	Plays	Attendance
Total	99 ¹⁾	230	53 162	27 ¹⁾	40	5 780	18 ¹⁾	23	4 610
Austria	6	6	1 688	-	-	-	-	-	-
Belgium	1	1	150	-	-	-	-	-	-
Bosnia and Herzegovina	37	57	10 587	19	28	3 970	5	7	1 300
Bulgaria	1	1	150	-	-	-	-	-	-
Montenegro	10	13	2 632	1	1	250	-	-	-
Czech Republic	2	2	922	-	-	-	1	1	120
France	-	-	-	-	-	-	1	1	150
Greece	4	6	3 133	-	-	-	-	-	-
Georgia	-	-	-	1	2	200	1	1	300
Italy	6	8	1 567	-	-	-	-	-	-
South Korea	1	1	150	-	-	-	-	-	-
Kosovo	1	1	180	-	-	-	-	-	-
Hungary	12	14	3 397	2	2	200	-	-	-
Germany	3	9	3 252	-	-	-	1	1	200
Poland	1	1	804	-	-	-	-	-	-
Romania	1	1	120	-	-	-	-	-	-
USA	1	1	100	1	1	300	-	-	-
North Macedonia ²⁾	6	6	1 425	1	1	110	3	3	870
Slovenia	25	36	9 637	3	3	500	6	6	1 090
Serbia	30	56	11 327	1	1	100	2	3	580
Spain	2	4	1 240	-	-	-	-	-	-
Sweden	2	2	97	-	-	-	-	-	-
Switzerland	1	3	514	-	-	-	-	-	-
United Kingdom	1	1	90	1	1	150	-	-	-

1) The sum of titles performed may differ from the one presented under "Total" since one title can be performed at several different locations.

2) As of 15 February 2019, the Republic of Croatia uses the name Republic of North Macedonia in all forms of public communication.

2 PROFESSIONAL ORCHESTRAS, ENSEMBLES AND CHOIR, LADO – NATIONAL FOLK DANCE ENSEMBLE OF CROATIA

2.1 EMPLOYEES, 2022/2023 SEASON

	Orchestras, ensembles, choir	Employees							Personnel working on contractual basis		
		All	Men	Women	Employed full-time	Artists		Other	All	Men	Women
						Total	Conductors				
Professional orchestras and ensembles	37	439	268	171	352	400	2	39	1 221	631	590
Symphony and large orchestras	6	373	241	132	352	337	1	36	520	303	217
Chamber orchestras	7	50	22	28	-	50	1	-	510	194	316
Chamber ensembles	24	16	5	11	-	13	-	3	191	134	57
Professional choir	1	42	19	23	42	39	-	3	69	45	24
LADO – National Folk Dance Ensemble of Croatia	1	84	44	40	76	68	-	16	34	24	10

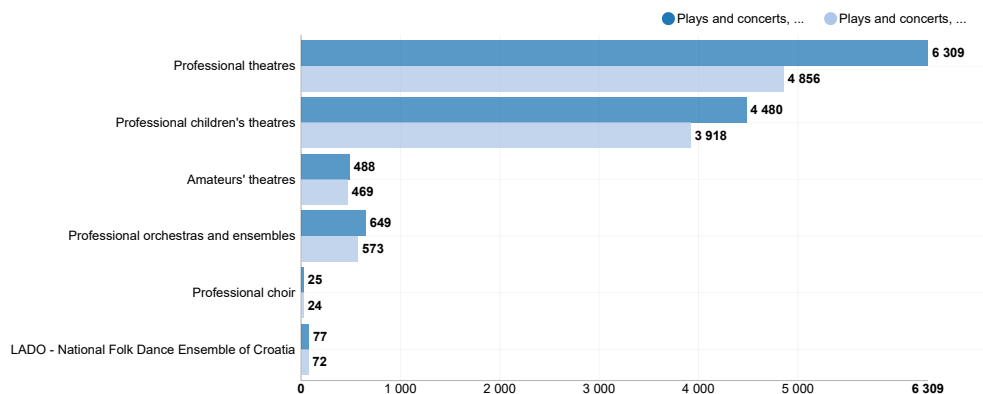
2.2 CONCERTS, PERFORMANCES AND FESTIVITIES, AND ATTENDANCE, 2022/2023 SEASON

	Professional orchestras and ensembles		Professional choir		LADO – National Folk Dance Ensemble of Croatia	
	Concerts, performances and festivities	Attendance	Concerts, performances and festivities	Attendance	Concerts, performances and festivities	Attendance
Total	649	209 561	25	10 800	77	49 950
Concerts	612	173 351	17	8 600	73	47 950
Home	321	84 516	13	6 200	5	500
On tour	238	45 595	4	2 400	62	45 000
On tour abroad	53	43 240	-	-	6	2 450
Performing on performances and festivities	82	36 210	8	2 200	4	2 000

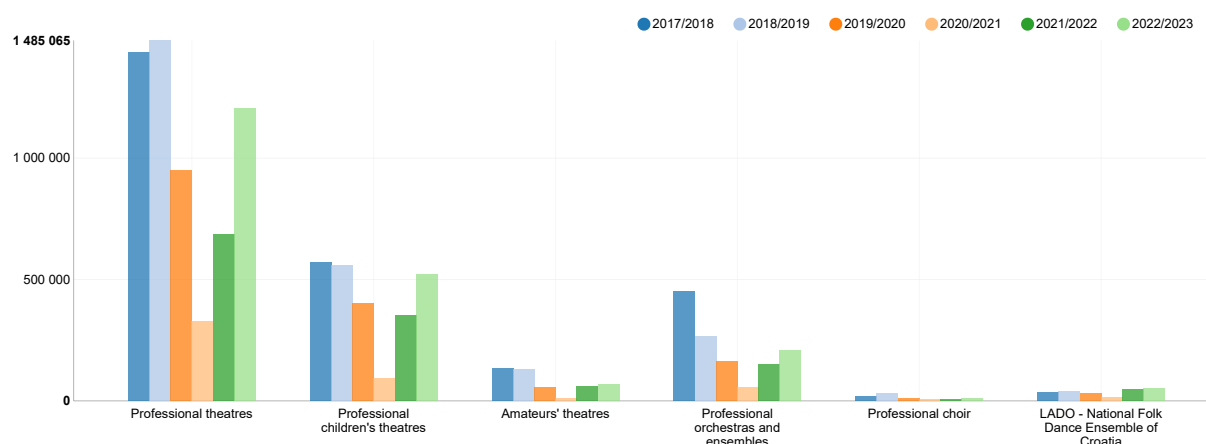
2.3 CONCERTS AND ATTENDANCE ON TOURS ABROAD, 2022/2023 SEASON

	Professional orchestras and ensembles			Professional choir			LADO – National Folk Dance Ensemble of Croatia		
	Tours	Concerts	Attendance	Tours	Concerts	Attendance	Tours	Concerts	Attendance
Total	45	58	43 240	-	-	-	5	9	2 650
Albania	1	2	2 000	-	-	-	-	-	-
Austria	4	4	1 320	-	-	-	1	1	150
Belgium	1	1	350	-	-	-	-	-	-
Bosnia and Herzegovina	3	3	6 600	-	-	-	1	2	1 300
Montenegro	1	4	800	-	-	-	-	-	-
Czech Republic	1	2	2 000	-	-	-	-	-	-
Finland	1	1	400	-	-	-	-	-	-
France	1	2	2 000	-	-	-	-	-	-
Italy	6	8	3 150	-	-	-	1	2	300
Israel	1	1	2 000	-	-	-	-	-	-
Cuba	1	1	200	-	-	-	-	-	-
Luxembourg	1	1	100	-	-	-	-	-	-
Malta	-	-	-	-	-	-	1	3	200
Germany	5	6	1 400	-	-	-	-	-	-
Poland	1	1	400	-	-	-	-	-	-
Romania	1	1	100	-	-	-	-	-	-
USA	1	1	300	-	-	-	-	-	-
Slovenia	7	7	16 450	-	-	-	-	-	-
Serbia	2	2	550	-	-	-	1	1	700
Spain	4	8	2 500	-	-	-	-	-	-
Switzerland	1	1	220	-	-	-	-	-	-
Türkiye	1	1	400	-	-	-	-	-	-

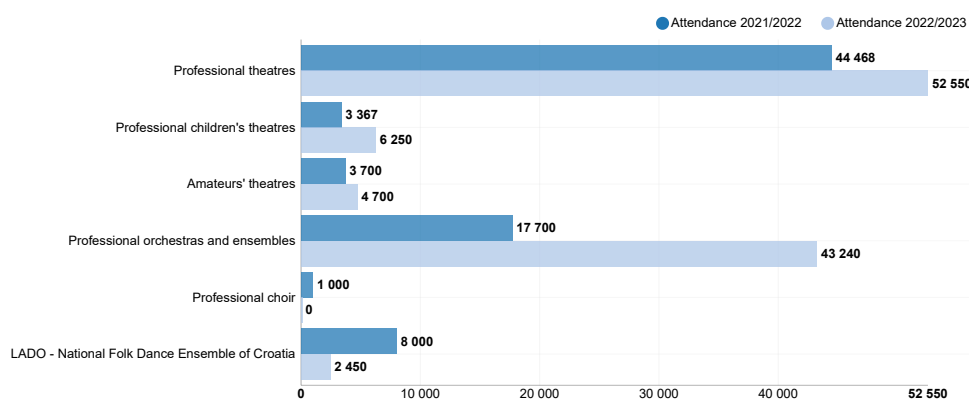
G-1 PERFORMANCES AND CONCERTS, 2022/2023 SEASON



G-2 ATTENDANCE OF PERFORMANCES AND CONCERTS IN THE LAST SIX SEASONS



G-3 ATTENDANCE OF CROATIAN PERFORMANCES AND CONCERTS ABROAD – COMPARISON OF SEASONS 2021/2022 AND 2022/2023



NOTES ON METHODOLOGY

Sources and methods of data collection

Data are the result of the processing of statistical reports filled in by professional, children's and amateurs' theatres on the Annual Report on Theatres (KU-1 form). Professional orchestras, ensembles and choirs fill in the Annual Report on Professional Orchestras, Ensembles and Choirs (KU-2 form) and, finally, LADO – National Folk Dance Ensemble of Croatia enters its data on the Annual Report on Professional Folk and Song Ensembles (KU-3 form).

Coverage and comparability

The survey covers professional, professional children's and amateurs' theatres, professional orchestras, ensembles and choirs on the territory of the Republic of Croatia that were performing in the 2022/2023 season, and the LADO – National Folk Dance Ensemble of Croatia. Data are comparable to data from the previous seasons.

Definitions and explanations

Professional theatre is a cultural and artistic institution, that is, an artistic organisation, either with a resident professional company or with a professional company recruited only for individual performances on a contractual basis.

Professional children's theatre is a professional theatre regularly giving performances for children, which includes the participation of children along with that of a professional company.

Amateurs' theatre is a theatre in which the artistic company consists mostly of amateurs. It can either be independent or a constituent part of an association of cultural-artistic amateurism, home of culture, etc.

Scene is a separate space in a theatre or in another location where a professional company performs.

Professional orchestras/choirs are musical ensembles consisting of professional musicians/singers who may be employed either on a permanent or on a contractual basis.

LADO – National Folk Dance Ensemble of Croatia is a professional institution aimed at collecting authentic national folklore and performing artistic presentations of folk dances, music and songs.

Concert is a public performance that is a constituent part of the whole programme of an event, while performing during formal events and festivities includes participation only in a part of the whole program.

Abbreviations

EU European Union
USA Unites States of America

Symbols

- no occurrence
: occurrence is not possible

Published by the Croatian Bureau of Statistics, Zagreb, Ilica 3, P. O. B. 80

Phone: (+385 1) 48 06 111

Press corner: press@dzs.hr

Persons responsible:

Dubravka Rogić Hadžalić, Director of Demographic and Social Statistics Directorate

Lidija Brković, Director General

Prepared by:

Marija Gojević and Gordana Bralić

USERS ARE KINDLY REQUESTED TO STATE THE SOURCE.

Customer Relations and Data Protection Department

Information and user requests

Phone: (+385 1) 48 06 138, 48 06 154, 48 06 115

E-mail: stat.info@dzs.hr

Subscription

Phone: (+385 1) 21 00 455

E-mail: prodaja@dzs.hr