

First Release

Year: LX.

Zagreb, 08 September 2023

TUR-2023-1-1/7

ISSN 1334-0557



TOURIST ARRIVALS AND NIGHTS IN COMMERCIAL ACCOMMODATION, JULY 2023

In July 2023, an increase of 3.9% in tourist arrivals, but a decrease of 0.9% in tourist nights

In July 2023, there were 4.5 million tourist arrivals and 25.0 million tourist nights in commercial accommodation establishments, which was an increase of 3.9% in tourist arrivals, but a decrease of 0.9% in tourist nights compared to July 2022. The structure of tourist nights shows that 93.5% of nights were realised by foreign tourists and 6.5% by domestic tourists.

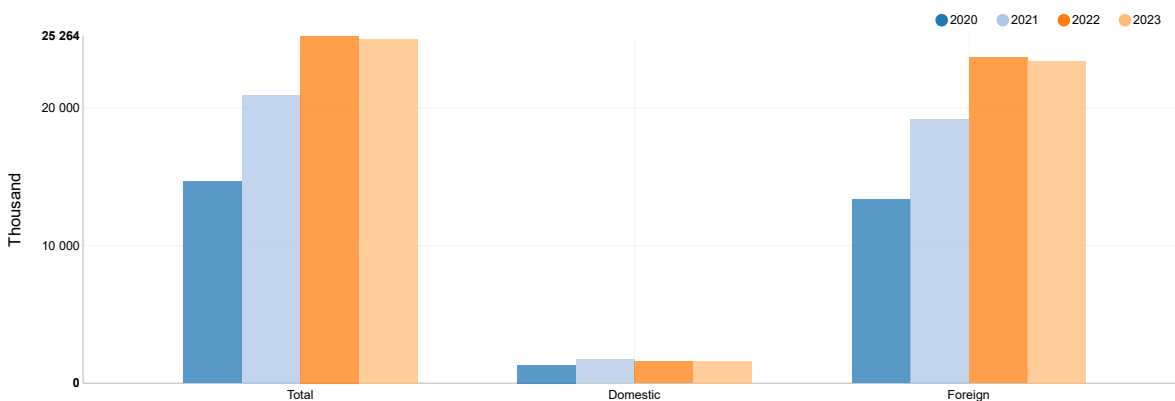
Domestic tourists realised 351 thousand arrivals and 1.6 million nights, which was 4.8% more tourist arrivals and 2.5% more nights than in July 2022.

Foreign tourists realised 4.2 million arrivals and 23.4 million nights, which was 3.8% more arrivals, but 1.1% less nights compared to July 2022.

Notice

Detailed monthly data are available on the website of the [Croatian Bureau of Statistics](#), under "PC-Axis databases", where it is possible to browse and print data in various forms. Databases are updated at the monthly basis.

G-1 TOURIST NIGHTS IN JULY, 2020 – 2023



German tourists the most numerous for the fourth month in a row

The most foreign tourist arrivals and nights in July 2023 were realised by tourists from Germany, as much as 662 thousand arrivals, which accounted for 15.9% of the total realised foreign tourist arrivals, and 4.8 million nights, which accounted for 20.5% of the total realised foreign tourist nights. Although tourists from Germany realised the most tourist arrivals and nights in July 2023, compared to July 2022, they realised 2.0% less arrivals and 4.4% less nights.

These were followed by tourists from Slovenia (11.7%), Poland (8.5%), the Czech Republic (8.4%), Austria (7.6%) and Slovakia (5.6%). Tourists from all these countries had a decrease in tourist nights in July 2023 compared to July 2022.

Most tourist nights were realised in the group Holiday and other short-stay accommodation

In July 2023, the highest number of tourist nights was realised in the group Holiday and other short-stay accommodation, as much as 14.4 million, which was 57.4% of the total number of realised tourist nights. However, compared to July 2022, there were 1.1% less nights in this group.

These were followed by the nights realised in the group Camping sites and camping grounds, as much as 6.0 million nights, which was 23.8% of the total tourist nights realised. This type of accommodation recorded a decrease in tourist nights of 0.9% compared to July 2022.

In the group Hotels and similar accommodation, tourists realised 4.7 million nights in July 2023, which was 18.7% of the total number of realised tourist nights. Compared to July 2022, there were 0.2% less tourist nights realised in that group.

As in the previous month, domestic tourists spent the most nights in Crikvenica, while foreign tourists spent the most nights in Rovinj

In July 2023, domestic tourists realised the most nights in Crikvenica, 69 thousand, which was a decrease of 4.6% compared to July 2022. The most domestic tourist nights in Crikvenica were realised in rooms, apartments and summer houses, as much as 33 thousand, which was 47.6% of the total number of nights realised by domestic tourists. These were followed by the nights realised in Biograd na moru (56 thousand) Vodice (55 thousand), Mali Lošinj (54 thousand), Šibenik (46 thousand), Novalja (39 thousand), Zadar (38 thousand) and Vir (31 thousand).

Foreign tourists realised the most nights in July 2023 in Rovinj – Rovigno, 951 thousand, which was a decrease of 2.4% compared to July 2022. Out of the total number of tourist nights realised in Rovinj, foreign tourists spent a half of their nights (50.8%) in camping sites, followed by nights realised in rooms, apartments and summer houses (26.2%) and in hotels (12.5%). These were followed by nights realised in Medulin (760 thousand), Poreč – Parenzo (735 thousand), Dubrovnik (708 thousand), Umag – Umago (677 thousand), Split (627 thousand), Novalja (556 thousand) and Funtana – Fontane (537 thousand).

Half of the nights in July realised in the County of Istria and the County of Split-Dalmatia (49.9%)

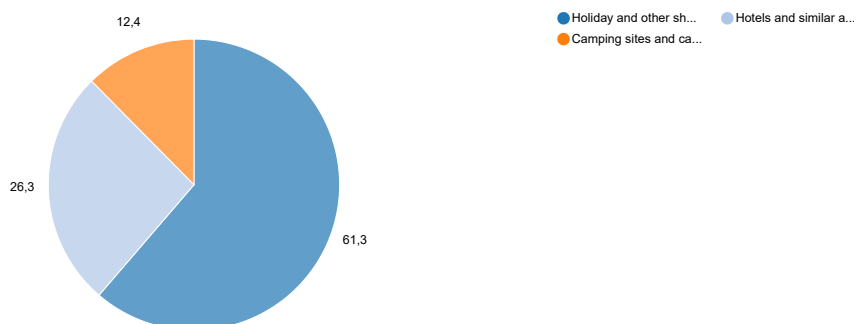
In July 2023, as in July 2022, the largest number of tourist nights was realised in the County of Istria and the County of Split-Dalmatia. The County of Istria recorded the highest number of tourist nights, as much as 7.3 million, which accounted for 29.2% of the total realised tourist nights in Croatia. Domestic tourists realised 179 thousand nights in July 2023, which was an increase in tourist nights of 3.6% compared to July 2022, while foreign tourists realised 7.1 million nights, which was a decrease in tourist nights of 1.2%.

In the County of Split-Dalmatia, tourists realised 5.2 million nights, which was 20.7% of the total number of realised tourist nights in Croatia. Compared to July 2022, there was an increase in both domestic and foreign tourist nights, of 0.4% in domestic tourist nights and of 0.5% in foreign tourist nights.

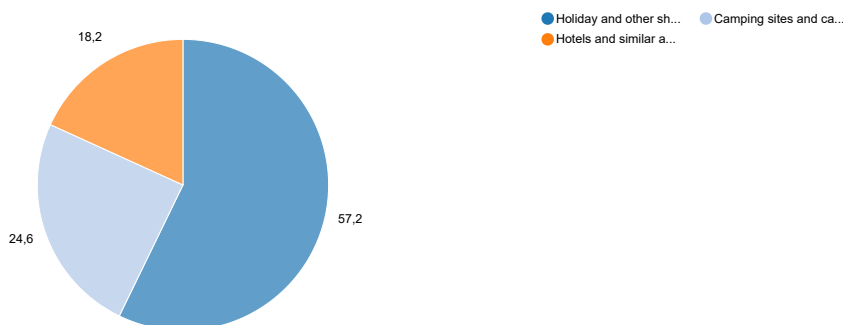
Tourists aged up to 14 realised the most nights in July 2023

Tourists aged up to 14 realised the largest number of nights in July 2023, as much as 5.9 million (which accounted for 23.4% of the total realised nights). These were followed by the nights realised by tourists aged 35 to 44, who realised 4.8 million nights (which accounted for 19.3% of the total realised nights).

G-2 STRUCTURE OF DOMESTIC TOURIST NIGHTS ACCORDING TO DIVISION 55 OF NKD 2007, JULY 2023



G-3 STRUCTURE OF FOREIGN TOURIST NIGHTS ACCORDING TO DIVISION 55 OF NKD 2007, JULY 2023



In July 2023, tourists had 1.1 million permanent beds at their disposal

In 2023, there were 420 thousand rooms, apartments and camping sites available to tourists, with 1.1 million permanent beds.

In the group Holiday and other short-stay accommodation, tourists had the largest number of rooms, apartments and camping sites at their disposal, as much as 252 thousand (which was 60.0% of the total number of available rooms, apartments and camping sites), with 670 thousand permanent beds (which was 60.9% of the total number of available permanent beds).

In the group Hotels and similar accommodation, tourists had 81 thousand rooms, apartments and camping sites at their disposal (which was 19.4% of the total number of available rooms, apartments and camping sites), with 171 thousand permanent beds (which was 15.5% of the total number of available permanent beds). In July 2023, average occupancy rate of rooms was 77.1% and of permanent beds it was 89.3%.

In the first seven months of 2023, the number of tourist nights increased by 4.4% compared to the same period of 2022

In the first seven months of 2023, there were 10.9 million tourist arrivals and 49.1 million tourist nights in commercial accommodation establishments, which was an increase of 11.3% in tourist arrivals and of 4.4% in tourist nights compared to the same period of 2022.

Domestic tourists realised 1.5 million arrivals and 4.4 million nights in commercial accommodation establishments in the first seven months of 2023, which was an increase of 7.2% in tourist arrivals and of 4.6% in tourist nights compared to the first seven months of 2022.

Foreign tourists realised 9.4 million arrivals and 44.7 million nights in the same period in 2023, which was 12.0% more arrivals and 4.4% more nights compared to the first seven months of 2022. The most foreign tourist nights were realised by tourists from Germany, namely 10.8 million nights, which was 24.2% of the total realised foreign tourist nights.

Tourists from Germany realised 0.2% more nights compared to the same period of 2022.

Those were followed by the nights realised by tourists from Slovenia (10.6%), Austria (9.3%), Poland (7.6%), the Czech Republic (6.5%), the United Kingdom (4.1%), Hungary (3.9%), Slovakia (3.8%) and Italy (3.6%). All these countries, except the Czech Republic and Slovakia, realised an increase in tourist nights in the first seven months of 2023 compared to the same period of 2022.

1 TOURIST ARRIVALS AND NIGHTS

	Arrivals				Nights			
	VII 2023	I – VII 2023	Indices VII 2023 VII 2022	Indices I – VII 2023 I – VII 2022	VII 2023	I – VII 2023	Indices VII 2023 VII 2022	Indices I – VII 2023 I – VII 2022
Total	4 508 575	10 882 573	103,9	111,3	25 043 386	49 076 238	99,1	104,4
Domestic tourists	351 220	1 504 907	104,8	107,2	1 618 068	4 400 754	102,5	104,6
Foreign tourists	4 157 355	9 377 666	103,8	112,0	23 425 318	44 675 484	98,9	104,4

2 TOURIST ARRIVALS AND NIGHTS, BY COUNTIES, JULY 2023

		Total	Domestic	Foreign	Indices VII 2023 VI 2022		
					Total	Domestic	Foreign
Republic of Croatia	Arrivals	4 508 575	351 220	4 157 355	103,9	104,8	103,8
	Nights	25 043 386	1 618 068	23 425 318	99,1	102,5	98,9
County of Zagreb	Arrivals	20 808	2 881	17 927	112,6	97,4	115,4
	Nights	36 068	6 323	29 745	112,4	113,6	112,1
County of Krapina-Zagorje	Arrivals	22 389	4 740	17 649	101,8	87,2	106,5
	Nights	52 443	12 147	40 296	106,6	90,7	112,6
County of Sisak-Moslavina	Arrivals	3 335	1 035	2 300	107,0	108,8	106,2
	Nights	7 956	2 647	5 309	105,7	101,6	107,9
County of Karlovac	Arrivals	70 218	4 484	65 734	107,0	96,3	107,9
	Nights	124 636	9 328	115 308	106,5	103,8	106,7
County of Varaždin	Arrivals	14 404	2 527	11 877	110,5	104,9	111,8
	Nights	33 085	8 095	24 990	111,8	115,5	110,6
County of Koprivnica-Križevci	Arrivals	2 227	810	1 417	103,1	97,0	106,9
	Nights	5 906	2 008	3 898	117,8	112,9	120,5
County of Bjelovar-Bilogora	Arrivals	2 837	1 668	1 169	131,3	129,7	133,6
	Nights	9 117	5 381	3 736	130,9	124,6	141,1
County of Primorje-Gorski kotar	Arrivals	736 687	67 004	669 683	101,1	104,5	100,7
	Nights	4 326 540	316 159	4 010 381	98,0	101,1	97,7
County of Lika-Senj	Arrivals	195 228	10 761	184 467	104,0	112,0	103,6
	Nights	881 497	49 890	831 607	96,5	113,1	95,6
County of Virovitica-Podravina	Arrivals	1 334	755	579	114,6	112,2	117,9
	Nights	3 692	1 947	1 745	119,3	108,3	134,5
County of Požega-Slavonia	Arrivals	2 342	1 225	1 117	108,5	95,5	127,7
	Nights	7 060	4 254	2 806	120,0	110,3	138,6
County of Slavonski Brod-Posavina	Arrivals	5 851	1 075	4 776	107,8	100,6	109,6
	Nights	9 713	2 032	7 681	122,9	112,2	126,1
County of Zadar	Arrivals	512 530	61 641	450 889	103,5	105,7	103,2
	Nights	3 229 611	347 599	2 882 012	98,5	100,9	98,2
County of Osijek-Baranja	Arrivals	10 964	4 727	6 237	125,0	112,8	136,1
	Nights	24 745	9 747	14 998	139,2	112,8	164,2
County of Šibenik-Knin	Arrivals	264 268	36 433	227 835	99,8	104,7	99,0
	Nights	1 642 287	194 885	1 447 402	95,8	102,5	95,0
County of Vukovar-Sirmium	Arrivals	4 376	2 044	2 332	102,7	97,0	108,3
	Nights	8 510	4 077	4 433	113,3	111,4	115,2
County of Split-Dalmatia	Arrivals	945 807	64 464	881 343	105,4	101,5	105,7
	Nights	5 177 352	306 590	4 870 762	100,5	100,4	100,5
County of Istria	Arrivals	1 134 303	39 242	1 095 061	102,6	107,4	102,4
	Nights	7 324 626	179 474	7 145 152	98,9	103,6	98,8
County of Dubrovnik-Neretva	Arrivals	402 374	27 535	374 839	107,7	113,6	107,3
	Nights	1 844 082	121 542	1 722 540	101,5	109,5	101,0
County of Međimurje	Arrivals	10 233	2 584	7 649	101,1	77,6	112,6
	Nights	27 467	6 959	20 508	100,7	89,5	105,2
City of Zagreb	Arrivals	146 060	13 585	132 475	113,2	105,4	114,1
	Nights	266 993	26 984	240 009	108,5	105,1	108,9

NOTES ON METHODOLOGY

The purpose of the statistical survey

The purpose of the statistical survey Tourist Arrivals and Nights is to monitor the tourist activity realised in commercial accommodation establishments and to provide internationally comparable data in accordance with European standards for tourism statistics. The results of this survey ensure the basic indicators necessary for the analysis of tourism in the Republic of Croatia. The basic indicators are the following: tourist arrivals and nights by country of residence, types of accommodation establishments, tourists by sex and age groups, mode of arrival as well as the number of rooms and permanent beds.

Legal basis

The survey is implemented on the basis of the Official Statistics Act (NN, No. 25/20) and the Regulation (EU) No. 692/2011 of the European Parliament and of the Council of 6 July 2011 concerning European statistics on tourism.

Observation units

The observation units are all legal entities and natural persons that provide overnight accommodation services, as well as natural persons who provide hospitality services in households and on private family farms.

The Hospitality and Catering Industry Act (NN, Nos 85/15, 121/16, 99/18, 25/19, 98/19, 32/20, 42/20 and 126/21) defines the manner and conditions under which legal entities and natural persons can provide overnight accommodation in an accommodation establishment.

Sources and methods of data collection

The data source for the statistical survey on tourism activity (the number of tourist arrivals and nights) and accommodation establishments is the eVisitor system. The Croatian Bureau of Statistics takes over the data from the administrative source eVisitor system from the Croatian National Tourist Board on a monthly basis and further processes them statistically. Monthly data are downloaded on the seventh day of the month for the previous month.

All legal entities and natural persons that provide overnight accommodation services in an accommodation establishment, as well as natural persons who provide hospitality services in households and on private family farms, according to the Ordinance on the eVisitor system (NN, No. 43/20), check in and check out tourists via the eVisitor system, as the central electronic system for checking in and checking out tourists in the Republic of Croatia.

Coverage and comparability

This statistical survey covers accommodation establishments that are categorised in the groups Hotels, Camping sites and Other accommodation establishments pursuant to the Hospitality and Catering Industry Act (NN, Nos 85/15, 121/16, 99/18, 25/19, 98/19, 32/20, 42/20 and 126/21). The Minister of Tourism prescribes the types of accommodation establishments within these groups in an ordinance.

According to the Ordinance on the Classification, Categorisation and Special Standards of Accommodation Establishments in the group Hotels (NN, Nos 56/16 and 120/19), the types of accommodation establishments are the following: hotels, heritage hotels, all-suite hotels, integral hotels, diffuse hotels, special-standard hotels, spa-type accommodation, tourist resorts, tourist apartments, boarding houses and guest houses.

According to the Ordinance on the Classification and Categorisation of Accommodation Establishments in the group Camping sites (NN, Nos 75/08, 54/16, 68/19 and 120/19), the types of accommodation establishments are the following: camping sites, glamping, small camps and quickstop camping.

According to the Ordinance on the Classification and Categorisation of Accommodation Establishments in the group Other accommodation establishments (NN, Nos 54/16 and 69/17), the types of accommodation establishments are the following: rooms, apartments, studio-type suites, holiday houses, overnight accommodations, vacation establishments for children, hostels, mountain lodges, hunting lodges, pupils' homes or students' homes or akademis and Robinson-type accommodation establishments.

According to the Ordinance on the Classification and Categorisation of Establishments Providing Hospitality and Catering Services in Households (NN, Nos 9/16, 54/16, 61/16, 69/17 and 120/19), accommodation establishments in households are the following: rooms, suites, studio-type suites, holiday houses, camping sites, quickstop camping and Robinson-type accommodation (quickstop camping – Robinson-type accommodation).

According to the Ordinance on the Classification and Categorisation of Establishments Providing Hospitality and Catering Services on Private Family Farms (NN, Nos 54/16, 69/17 and 120/19), these are the following: rooms, suites, rural holiday houses, camping sites, quickstop camping and Robinson-type accommodation (quickstop camping – Robinson-type accommodation).

Pursuant to Article 29 of the Hospitality and Catering Industry Act (NN, Nos 85/15, 121/16, 99/18, 25/19, 98/19, 32/20, 42/20 and 126/21), this statistical survey also covers organised off-site camping sites. During sports, scout, cultural/artistic and similar events as well as during organised trips in canoes and similar vessels on sea, rivers and lakes, or by bikes etc., organised off-site camping is allowed on spaces provided for it.

This statistical survey also covers the following establishments providing accommodation services: spas, inns offering accommodation services and uncategorised establishments.

Pursuant to the Regulation (EU) No. 692/2011 of the European Parliament and of the Council of 6 July 2011 concerning European statistics on tourism, data on tourist arrivals and nights in the Republic of Croatia according to the NKD 2007, division 55, groups 55.1 Hotels and similar accommodation, 55.2 Holiday and other short-stay accommodation and 55.3 Camping sites and camping grounds are submitted to the Eurostat on a monthly basis. Data submitted for the group 55.1 Hotels and similar accommodation also include information on occupancy rates of permanent beds and rooms (net). The mentioned data are published on the Eurostat's website <http://ec.europa.eu/eurostat> and are comparable to EU Member States data.

Pursuant to the Decision of the Government of the Republic of Croatia on the Introduction of Temporary Protection in the Republic of Croatia for Displaced Persons from Ukraine of 7 March 2022, the citizens of Ukraine are granted temporary protection in accordance with the Act on International and Temporary Protection (NN, Nos 70/15 and 127/17). Persons from Ukraine who have not requested temporary protection in the Republic of Croatia use the service of accommodation in a short-stay accommodation establishment and pay for the accommodation service. Therefore, they are registered in the eVisitor system and are considered tourists.

The data do not include non-commercial tourist traffic (the stay of owners and their relatives and friends in apartments and holiday houses as well as of tourists in other establishments where accommodation service is not charged, e.g., when they are accommodated by citizens of a tourist town/municipality). Non-commercial tourist traffic is covered by a separate statistical survey.

Confidentiality

Aggregate data for which there are reasons for keeping their confidentiality in line with the Official Statistics Act (NN, No. 25/20) and with the Regulation (EC) No. 223/2009 of the European Parliament and of the Council of 11 March 2009 on European statistics are treated as confidential and are not published.

Definitions

Tourism means the activity of visitors taking a trip to or staying in a main destination outside their usual environment for less than a year, for the purposes of leisure, business or other personal purposes other than to be employed by a resident entity in the place visited.

eVisitor is the central electronic system for checking in and checking out tourists that serves to link all tourist boards in the Republic of Croatia. It is available via internet with no need for any additional software installations.

The tourist registry in the eVisitor system is kept separately for each individual legal entity and natural person offering accommodation services as part of the hospitality and catering activity (boarding houses, hotels, hostels, etc.), or on a sea vessel as part of the nautical tourism (charter, cruising), as well as accommodation services in households and rural households.

Checking in and checking out the tourists who are entered into the eVisitor system is authorised on the basis of a secure access to the eVisitor authentication protocol which ensures the conditions for a safe and correct electronic check-in and check-out.

Establishing and running the eVisitor system is the responsibility of the Croatian National Tourist Board (CNTB).

CNTB is a national tourist organisation founded in order to create and promote the identity and reputation of the Croatian tourism, to plan and implement a common strategy and concept of its promotion, to propose and perform the promotional activities of mutual interest for all entities in tourism in the country and abroad, as well as to raise the overall quality of the entire tourist offer in the Republic of Croatia. The head office of the CNTB is situated in Zagreb. The duties of the President of the Croatian National Tourist Board are undertaken by the Minister of Tourism.

Tourist is any person who, outside his/her place of usual residence, spends at least one night in a hotel or some other tourist accommodation establishment for reasons of rest, recreation, health, study, sport, religion, family, business, public missions or meetings. Excluded are persons residing at a place for longer than 12 consecutive months, persons whose main reason for visiting is an activity that is financed from the place of visit, persons who travel to their work place or an education institution on a daily or weekly basis,

persons coming into or going out of the country as migrants, frontier workers, diplomats, consular representatives and military force members on their regular duties, displaced persons, nomads and persons in transit.

Domestic tourist is any person permanently residing in the Republic of Croatia who spends at least one night in a hotel or some other tourist accommodation establishment outside his/her place of permanent residence.

Foreign tourist is any person permanently residing outside the Republic of Croatia who temporarily resides in the Republic of Croatia and who spends at least one night in a hotel or some other tourist accommodation establishment.

Tourist arrival is the number of persons (tourists) who were registered and stayed overnight in an accommodation establishment. Consequently, in case tourists change the accommodation establishment they stay in, they are re-registered, which results in data ambiguity. Statistics thus registers the number of tourist arrivals and not the number of tourists.

Tourist nights refer to every registered overnight stay of a person (tourist) in an accommodation establishment.

Residence is the place where a person settles with the intention of a permanent stay.

Age group of tourists is presented according to the years of age at the time of stay in a tourist accommodation establishment.

Accommodation capacities are presented as the number of rooms, apartments and camping sites, and the number of permanent beds. The application of the Regulation (EU) No. 692/2011 of the European Parliament and of the Council of 6 July 2011 concerning European statistics on tourism means that the capacity of an accommodation establishment presented is taken over from the month when it reached its maximum.

Permanent beds are those that are regularly available to guests.

Occupancy rate of permanent beds (net) in the reference period is obtained by dividing the total number of nights by the number of beds on offer and the number of days when the beds are actually available for use during the reference period. The data is expressed as a percentage.

Occupancy rate of bedrooms (net) in the reference period is obtained by dividing the total number of bedrooms used during the reference period by the number of bedrooms available for use during the reference period. The data is expressed as a percentage.

Division 55 of the NKD 2007 includes the provision of short-stay accommodation services to tourists. Particular units may only provide accommodation services, while others may combine the services of accommodation, catering and/or recreation equipment. Tourist accommodation establishments listed in this division are broken down into four groups.

Group 55.1 Hotels and similar accommodation includes the following types of accommodation establishments: hotels, heritage hotels, all-suite hotels, integral hotels, diffuse hotels, spa-type accommodation, special standard hotels, tourist resorts, tourist apartments, boarding houses and guest houses.

Group 55.2 Holiday and other short-stay accommodation includes rooms, apartments, studio-type suites, summer houses, rural summer houses, hostels, spas, overnight accommodation, vacation establishments for children, inns offering accommodation services, mountain lodges, hunting lodges, pupils' homes or students' homes and Robinson-type accommodation establishment.

Group 55.3 Camping sites and camping grounds include camping sites, glamping, small camps, quickstop camping, quickstop camping in households – Robinson-type accommodation, quickstop camping on private family farms – Robinson-type accommodation, and organised off-site camping sites.

Group 55.9 Other accommodation includes uncategorised establishments.

Territorial constitution

Data by counties, cities and municipalities are given by the territorial constitution according to the Act on County, City and Municipality Areas in the Republic of Croatia (NN, Nos 86/06, 125/06, 16/07, 95/08, 46/10, 145/10, 37/13, 44/13, 45/13 and 110/15).

Abbreviations

EU	European Union
Eurostat	Statistical Office of the European Union
NKD 2007	National Classification of Activities, 2007 version
NN	Narodne novine, official gazette of the Republic of Croatia

Published by the Croatian Bureau of Statistics, Zagreb, Ilica 3, P. O. B. 80

Phone: (+385 1) 48 06 111

Press corner: press@dzs.hr

Persons responsible:

Edita Omerzo, Director of Spatial Statistics Directorate

Lidija Brković, Director General

Prepared by:

Ivana Brozović and Kristina Baluban

USERS ARE KINDLY REQUESTED TO STATE THE SOURCE.

Customer Relations and Data Protection Department

Information and user requests

Phone: (+385 1) 48 06 138, 48 06 154

E-mail: stat.info@dzs.hr

Subscription

Phone: (+385 1) 48 06 115

E-mail: prodaja@dzs.hr